


WIRELESS G DESKTOP ADAPTER



- Quick Installation Guide+
- Руководство по быстрой установке+
- Guía de Instalación Rápida+
- Guia de Instalação Rápida+
- 快速安裝指南+

Quick Installation Guide DWA-510


Wireless G Desktop Adapter

Package Contents

If any of the items are missing, please contact your reseller.



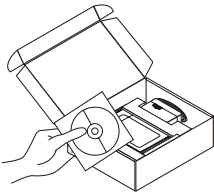
DWA-510
Wireless G Desktop
Adapter



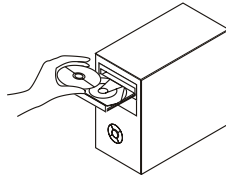
CD-ROM
(Installation CD,
Manual and Warrant-
y)

Quick Installation

1 Remove the D-Link CD-ROM.



2 A. Insert D-Link CD-ROM into your computer.
(OS requirement:
WINDOWS 98SE/ ME/
2000/ XP/ Vista)



B. Click “Install Driver”
(Follow the instruction on
the screen and for more
information please click “
View Manual”)



Technical Support

You can find software updates and user documentation on the D-Link website.

Tech Support for customers in

Australia:

Tel: 1300-766-868

24/7(24Hrs, 7days a week) technical support

<http://www.dlink.com.au>

e-mail: support@dlink.com.au

India:

Tel: 1800-222-002

9.00 AM to 9.00 PM. All days

<http://www.dlink.co.in/support/productsupport.aspx>

Indonesia, Malaysia, Singapore and Thailand:

Tel: +62-21-5731610 (Indonesia)

Tel: 1800-882-880 (Malaysia)

Tel: +65 6501 4200 (Singapore)

Tel: +66-2-719-8978/9 (Thailand)

24/7, for English Support Only

<http://www.dlink.com.sg/support/>

e-mail: support@dlink.com.sg

Korea:

Tel: +82-2-2028-1815

Monday to Friday 9:00am to 6:00pm

<http://www.d-link.co.kr>

e-mail: arthur@d-link.co.kr

New Zealand:

Tel: 0800-900-900

24/7(24Hrs, 7days a week) technical support

<http://www.dlink.co.nz>

e-mail: support@dlink.co.nz

D-Link[®]
Building Networks for People

Technical Support

You can find software updates and user documentation on the D-Link website.

Tech Support for customers in

Egypt:

Tel: +202-2919035 or +202-2919047
Sunday to Thursday 9:00am to 5:00pm
<http://support.dlink-me.com>
Email: support.eg@dlink-me.com

Iran:

Te: +98-21-88880918,19
Saturday to Thursday 9:00am to 5:00pm
<http://support.dlink-me.com>
Email : support.ir@dlink-me.com & support@dlink.ir

Israel:

Magshimim 20 St., Matalon center,
Petach Tikva, Israel 49348
Consumer support line: 03-9212886
Business support line: 03-9212608

Pakistan:

Tel: +92-21-4548158 or +92-21-4548310
Monday to Friday 10:00am to 6:00pm
<http://support.dlink-me.com>
E-mail: zkashif@dlink-me.com

South Africa and Sub Sahara Region:

Tel: +27-12-665-2165
08600 DLINK (for South Africa only)
Monday to Friday 8:30am to 9:00pm South Africa Time
<http://www.d-link.co.za>

Turkey:

Tel: +90-212-2895659
Monday to Friday 9:00am to 6:00pm
<http://www.dlink.com.tr>
e-mail: turkiye@dlink-me.com
e-mail: support@d-link.co.za

U.A.E and North Africa:

Tel: +971-4-4278127 (U.A.E)
Sunday to Thursday 9.00AM to 6.00PM GMT+4
Web: <http://www.dlink-me.com>
E-mail: support.me@dlink-me.com

Saudi ARABIA (KSA):

Telephone : +966 01 217 0008
Facsimile : +966 01 217 0009
e-mail: Support.sa@dlink-me.com
Saturday to Wednesday 9.30AM to 6.30PM
Thursdays 9.30AM to 2.00 PM

D-Link[®]
Building Networks for People

Руководство по быстрой установке

DWA-510


Адаптер Wireless G

Комплект поставки

Если что-либо из перечисленного отсутствует, обратитесь к поставщику.



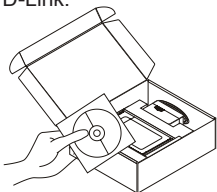
DWA-510
Адаптер Wireless G



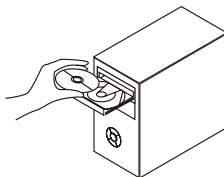
Компакт-диск
(содержит ПО,
Руководство
пользователя и
гарантию)

Быстрая установка

- 1** Вытащите компакт-диск D-Link.



- 2** А. Поместите компакт-диск D-Link в компьютер (Требуемая ОС: WINDOWS 98SE/ ME/ 2000/XP/ Vista)



- В. Нажмите "Install Driver". (Следуйте инструкциям на экране и для дополнительной информации, пожалуйста, нажмите "View Manual")



Техническая поддержка

Обновления программного обеспечения и документация доступны на Интернет-сайте D-Link.

D-Link предоставляет бесплатную поддержку для клиентов в течение гарантийного срока.

Клиенты могут обратиться в группу технической поддержки D-Link по телефону или через Интернет.

Техническая поддержка D-Link:

+7(495) 744-00-99

Техническая поддержка через Интернет

<http://www.dlink.ru>

e-mail: support@dlink.ru

D-Link[®]
Building Networks for People

Guía de instalación rápida DWA-510


Adaptador Wireless G

¿Qué contiene la caja?

Si falta alguno de estos componentes, contacte con el proveedor.



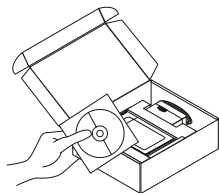
DWA-510
Adaptador Wireless G



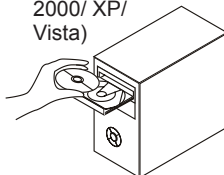
CD-ROM
(Manual, software
y garantía en el CD-
ROM)

Guía de instalación rápida

1 Saque el CD D-Link.



2 A. Inserte el CD-ROM de D-Link en su computador (Sistema Operativo requerido: Windows 98SE/ ME/ 2000/ XP/ Vista)



B. Haga clic en "Install Driver"
(Siga las instrucciones en la pantalla, para más información, por favor haga clic en "View Manual")



SOPORTE TÉCNICO

Usted puede encontrar actualizaciones de softwares o firmwares y documentación para usuarios a través de nuestro sitio www.dlinkla.com

SOPORTE TÉCNICO PARA USUARIOS EN LATINO AMERICA

Soporte técnico a través de los siguientes teléfonos de D-Link

PAIS	NUMERO	HORARIO
Argentina	0800 - 12235465	Lunes a Viernes 08:00am a 21:00pm
Chile	800 - 835465 ó (02) 5941520	Lunes a Viernes 08:00am a 21:00pm
Colombia	01800 - 9525465	Lunes a Viernes 06:00am a 19:00pm
Costa Rica	0800 - 0521478	Lunes a Viernes 05:00am a 18:00pm
Ecuador	1800 - 035465	Lunes a Viernes 06:00am a 19:00pm
El Salvador	800 - 6335	Lunes a Viernes 05:00am a 18:00pm
Guatemala	1800 - 8350255	Lunes a Viernes 05:00am a 18:00pm
México	01800 - 1233201	Lunes a Viernes 06:00am a 19:00pm
Panamá	011 008000525465	Lunes a Viernes 05:00am a 18:00pm
Perú	0800 - 00968	Lunes a Viernes 06:00am a 19:00pm
República Dominicana	18887515478	Lunes a Viernes 05:00am a 18:00pm
Venezuela	0800 - 1005767	Lunes a Viernes 06:30am a 19:30pm

Soporte Técnico de D-Link a través de Internet

www.dlinkla.com

e-mail: soporte@dlinkla.com & consultas@dlinkla.com

D-Link®
Building Networks for People

Guia de instalação rápida DWA-510


Adaptador PCI para PC Wireless G

Conteúdo da embalagem

Se algum destes itens não estiver na embalagem entre em contacto com o seu revendedor.



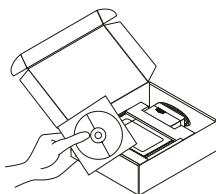
DWA-510
Adaptador PCI para
PC Wireless G



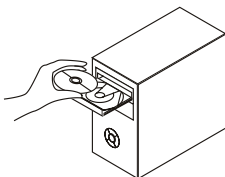
CD-ROM
(Manual, software e
garantia no CD)

Instalação rápida

1 Retire o CD D-Link.



2A. Insira o CD-ROM da D-Link no seu computador (Sistema Operacional Windows 98SE/ ME/ 2000 / XP/ Vista)



B. Clique em "Install Driver" (Siga as instruções na tela e para maiores informações, por favor clique em "View Manual".)



Suporte Técnico

Você pode encontrar atualizações de software e documentação de usuário no site da D-Link Brasil.

A D-Link fornece suporte técnico gratuito para clientes no Brasil durante o período de vigência da garantia deste produto.

Suporte Técnico para clientes no Brasil:

Horários de atendimento:

Segunda à Sexta-feira, das 8:00h às 21:00h,
Sábado, das 8:00h às 20:00h

Website para suporte: www.dlink.com.br/suporte
e-mail: suporte@dlink.com.br

Telefones para contato:

Clientes de São Paulo: 2185-9301
Clientes das demais regiões: 0800 70-24-104

D-Link[®]
Building Networks for People

快速安裝手冊 DWA-510


Wireless G 桌上型電腦專用網路卡

產品包裝清單

在您購買時若有遺失任何配件,請與您的購買的店家聯繫。



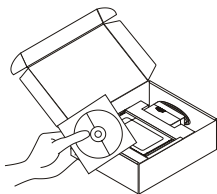
DWA-510
Wireless G
桌上型電腦專用網路卡



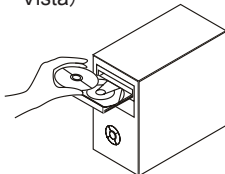
光碟
(內含驅動程式,
產品使用手冊)

快速安裝

1 取出D-Link CD-ROM



2 A. 請將D-Link CD-ROM 放入您的電腦光碟機(作業系統需求: Windows 98SE/ ME/ 2000/ XP/ Vista)



B. 點選 "Install Driver"
(請依照畫面描述說明執行,
關於詳細細節請點選
"View Manual")



D-Link 友訊科技 台灣分公司 技術支援資訊

如果您還有任何本使用手冊無法協助您解決的產品相關問題，台灣地區用戶可以透過我們的網站、電子郵件或電話等方式與D-Link台灣地區技術支援工程師聯絡。

D-Link 免付費技術諮詢專線

0800-002-615

服務時間：週一至週五，早上8:30到晚上9:00
(不含周六、日及國定假日)

網 站：<http://www.dlink.com.tw>

電子郵件：dssqa_service@dlink.com.tw

如果您是台灣地區以外的用戶，請參考D-Link網站，全球各地分公司的聯絡資訊以取得相關支援服務。

產品保固期限、台灣區維修據點查詢，請參考以下網頁說明：

<http://www.dlink.com.tw>

產品維修：

使用者可直接送至全省聯強直營維修站或請洽您的原購買經銷商。

D-Link®
Building Networks for People

Notes

D-Link[®]



Ver. 1.10 (I)
2008/12/15

6DWA510QML02G