



**Firmware Version:** 1.20.008  
**Boot Code Version:** 1.00.005  
**Nuclias Portal Version:** 2.2.0.4  
**Published:** Feb. 09, 2021

These release notes include important information about D-Link Nuclias switch firmware revisions. Please verify that these release notes are correct for your switch:

---

### Content:

Upgrade Instructions: .....	5
New Features: .....	7
Changes of Command Line Interface: .....	9
Problem Fixed: .....	9
Known Issues: .....	16
Where to Use: .....	<b>Error! Bookmark not defined.</b>
Related Documentation: .....	19

Revision History and System Requirement:

Firmware Version	Date	Model	Hardware Version
Runtime: v1.00.05 Boot: v1.00.001	27-Mar.-18	DBS-1210-10MP DBS-1210-28 DBS-1210-28P DBS-1210-28MP DBS-1210-52 DBS-1210-52MP	A1
Runtime: v1.00.08 Boot: v1.00.001	2-May-18	DBS-2000-10MP DBS-2000-28 DBS-2000-28P DBS-2000-28MP DBS-2000-52 DBS-2000-52MP	A1
Runtime: v1.00.16 Boot: v1.00.001	14-Jun.-18	DBS-2000-10MP DBS-2000-28 DBS-2000-28P DBS-2000-28MP DBS-2000-52 DBS-2000-52MP	A1
Runtime: v1.00.21 Boot: v1.00.002	30-Oct.-18	DBS-2000-10MP DBS-2000-28 DBS-2000-28P DBS-2000-28MP DBS-2000-52 DBS-2000-52MP	A1
Runtime: v1.00.22 Boot: v1.00.003	11-Dec.-18	DBS-2000-10MP DBS-2000-28 DBS-2000-28P DBS-2000-28MP DBS-2000-52 DBS-2000-52MP	A1
Runtime: v1.00.23 Boot: v1.00.003	19-Feb.-19	DBS-2000-10MP DBS-2000-28 DBS-2000-28P DBS-2000-28MP DBS-2000-52 DBS-2000-52MP	A1
Runtime: v1.00.24 Boot: v1.00.003	7-Mar.-19	DBS-2000-10MP DBS-2000-28 DBS-2000-28P DBS-2000-28MP DBS-2000-52 DBS-2000-52MP	A1
Runtime: v1.00.24.B02 Boot: v1.00.003	10-Apr.-19	DBS-2000-10MP DBS-2000-28 DBS-2000-28P DBS-2000-28MP	A1

		DBS-2000-52 DBS-2000-52MP	
Runtime: v1.00.25 Boot: v1.00.003	19-Apr.-19	DBS-2000-10MP DBS-2000-28 DBS-2000-28P DBS-2000-28MP DBS-2000-52 DBS-2000-52MP	A1
Runtime: v1.00.26 Boot: v1.00.003	13-May-19	DBS-2000-10MP DBS-2000-28 DBS-2000-28P DBS-2000-28MP DBS-2000-52 DBS-2000-52MP	A1
Runtime: v1.00.27 Boot: v1.00.003	6-Jun-19	DBS-2000-10MP DBS-2000-28 DBS-2000-28P DBS-2000-28MP DBS-2000-52 DBS-2000-52MP	A1
Runtime: v1.00.28 Boot: v1.00.003	25-Jun-19	DBS-2000-10MP DBS-2000-28 DBS-2000-28P DBS-2000-28MP DBS-2000-52 DBS-2000-52MP	A1
Runtime: v1.00.29 Boot: v1.00.004	7-Aug-19	DBS-2000-10MP DBS-2000-28 DBS-2000-28P DBS-2000-28MP DBS-2000-52 DBS-2000-52MP	A1
Runtime: v1.00.30 Boot: v1.00.004	12-Sept-19	DBS-2000-10MP DBS-2000-28 DBS-2000-28P DBS-2000-28MP DBS-2000-52 DBS-2000-52MP	A1
Runtime: v1.00.31 Boot: v1.00.004	19-Sept-19	DBS-2000-10MP DBS-2000-28 DBS-2000-28P DBS-2000-28MP DBS-2000-52 DBS-2000-52MP	A1
Runtime: v1.00.32 Boot: v1.00.004	06-Dec-19	DBS-2000-10MP DBS-2000-28 DBS-2000-28P	A1

		DBS-2000-28MP DBS-2000-52 DBS-2000-52MP	
Runtime: v1.00.33 Boot: v1.00.004	13-Jan-19	DBS-2000-10MP DBS-2000-28 DBS-2000-28P DBS-2000-28MP DBS-2000-52 DBS-2000-52MP	A1
Runtime: v1.10.01 Boot: v1.00.004	20-Jan-20	DBS-2000-10MP DBS-2000-28 DBS-2000-28P DBS-2000-28MP DBS-2000-52 DBS-2000-52MP	A1
Runtime: v1.10.02 Boot: v1.00.005	03-Mar-20	DBS-2000-10MP DBS-2000-28 DBS-2000-28P DBS-2000-28MP DBS-2000-52 DBS-2000-52MP	A1
Runtime: v1.10.B004 Boot: v1.00.005	24-Apr-20	DBS-2000-10MP DBS-2000-28 DBS-2000-28P DBS-2000-28MP DBS-2000-52 DBS-2000-52MP	A1
Runtime: v1.10.005 Boot: v1.00.005	08-Jun-20	DBS-2000-10MP DBS-2000-28 DBS-2000-28P DBS-2000-28MP DBS-2000-52 DBS-2000-52MP	A2 (DBS-2000-10MP:A1)
Runtime: v1.10.006 Boot: v1.00.005	22-Jun-20	DBS-2000-10MP DBS-2000-28 DBS-2000-28P DBS-2000-28MP DBS-2000-52 DBS-2000-52MP	A2 (DBS-2000-10MP:A1)
Runtime: v1.10.007 Boot: v1.00.005	31-Aug-20	DBS-2000-10MP DBS-2000-28 DBS-2000-28P DBS-2000-28MP DBS-2000-52 DBS-2000-52MP	A2 (DBS-2000-10MP:A1)

Runtime: v1.20.008 Boot: v1.00.005	9-Feb-21	DBS-2000-10MP DBS-2000-28 DBS-2000-28P DBS-2000-28MP DBS-2000-52 DBS-2000-52MP	A2 (DBS-2000-10MP:A1)
---------------------------------------	----------	-----------------------------------------------------------------------------------------------	-----------------------

### Upgrade Instructions:

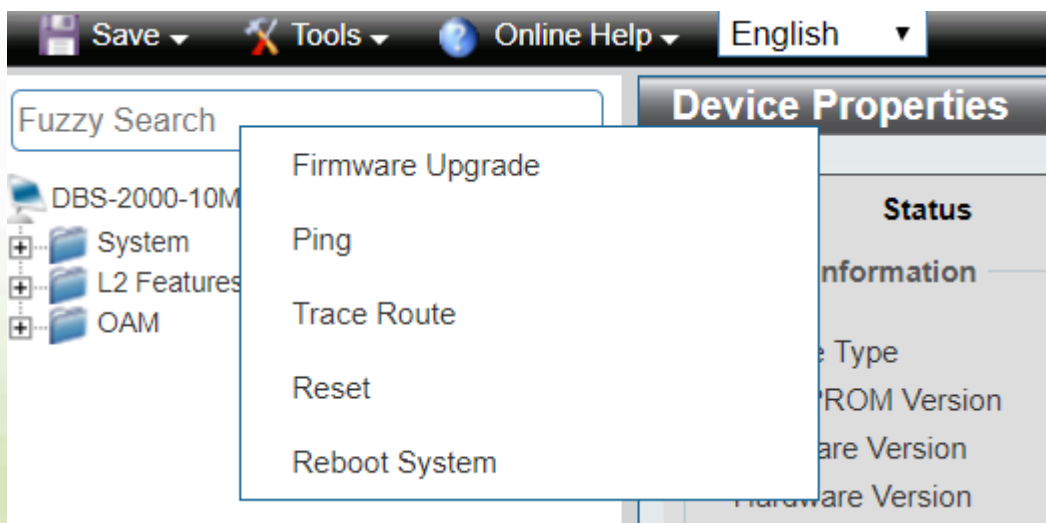
When the device added to Nuclias portal, the Nuclias portal will automatically update the switch firmware to the latest version. User can go to SETTINGS→SWITCH UPGRADE to change the firmware upgrade policy and there are three options:

Upgrade version

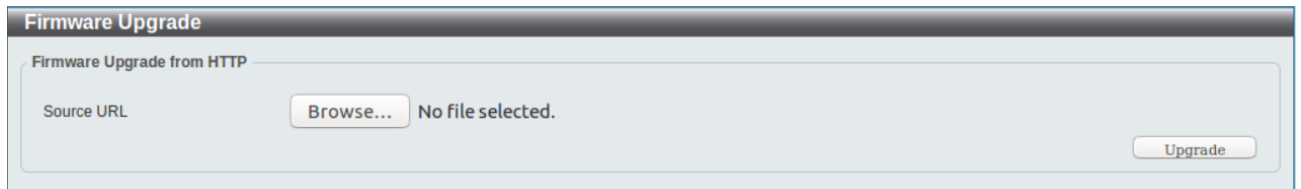
Follow upgrade window  
 Reschedule the upgrade to    
 Perform the upgrade now

Or, user can upgrade switch through local GUI, please follow up the following steps.

1. Connect a workstation installed with java SE runtime environment to any switch port of the device.
2. Open the web browser from the workstation and enter the IP address of the switch.
3. Enter username and password then press OK to login. The username and password are "admin" and "password" by default.
4. To update switch's firmware or configuration file, select **Tools > Firmware Upgrade** from the banner.



5. Select **Firmware Update** to upgrade the firmware to or from your local drive of PC.



- a. Click "**Browse**" to browse your inventories for a saved firmware file



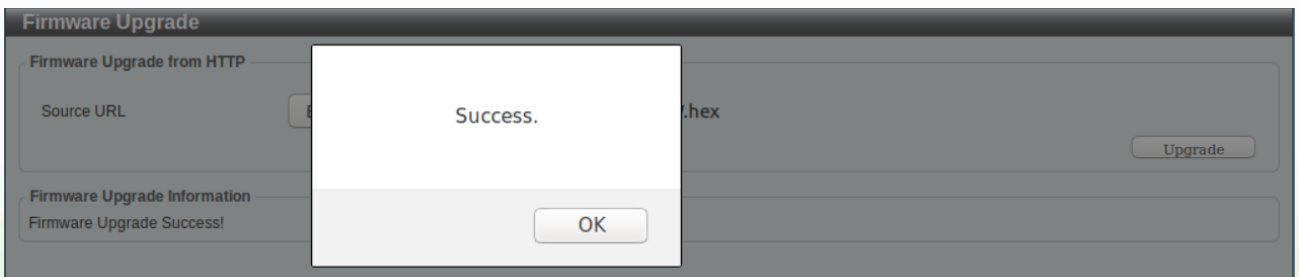
- b. Click **Upgrade** after selecting the firmware file you want to upgrade



- c. It will be downloading the firmware file to DUT.
- d. When download success, do not power off.



- e. Wait until display the "Firmware Upgrade Success!" message and pops up "Success".



## New Features:

Firmware Version	New Features
V1.00.005	First Release
V1.00.008	<ol style="list-style-type: none"> <li>1.Add statistics message report to cloud server function;</li> <li>2.Add system log event notify function;</li> <li>3.Change model name DBS-1210-SERIES to DBS-2000-SEREIS.</li> </ol>
V1.00.016	<ol style="list-style-type: none"> <li>1.Support IP address and management VLAN modify with cloud GUI;</li> <li>2.Change default login password to "password";</li> <li>3.Support cloud push config update command process.</li> </ol>
V1.00.021	<ol style="list-style-type: none"> <li>1.Change default Ip mode to DHCP;</li> <li>2.Change DHCP max request time to 10min;</li> </ol>
V1.00.022	<ol style="list-style-type: none"> <li>1.Support trace route in Local GUI</li> <li>2.Change DDP, SNMP, POE default status to disable</li> </ol>
V1.00.023	<ol style="list-style-type: none"> <li>1.Support port-based LBD setting and operational state get;</li> <li>2. Block system when switch un-registered;</li> <li>3.Multicast filter should be enable when IGMP snooping enable, else disabled multicast filter;</li> <li>4. Change default login password to "admin";</li> <li>5. Remove DDP feature.</li> </ol>
V1.00.024	<ol style="list-style-type: none"> <li>1.Support ARP learning and aging event notify for clients display</li> <li>2.Add media type data in port link event notify message</li> <li>3.Change POE default value to enable</li> <li>4.Change default DA URL to da.nuclias.com</li> </ol>
V1.00.024. B02	N/A
V1.00.025	<ol style="list-style-type: none"> <li>1. Support port "erroneous state" event notify</li> <li>2. Change per port max static entries size from 16 to 32</li> </ol>
V1.00.026	<ol style="list-style-type: none"> <li>1. Support POE port schedule;</li> </ol>

	<ul style="list-style-type: none"> <li>2. Send "STP Discarding" event log to cloud when STP change port to block</li> <li>3. Add "CL_EVENT_SW_VOICE_VLAN" event log</li> </ul>
V1.00.028	<ul style="list-style-type: none"> <li>1. Add "CL_EVENT_SW_GUEST_VLAN" event log;</li> <li>2. Support local setting reference latest spec.</li> </ul>
V1.00.029	<ul style="list-style-type: none"> <li>1. Support all modules boot upgrade in one firmware file</li> <li>2. Add "portIfType" to CL_EVENT_CLIENT_JOIN and CL_EVENT_UPLINK_PORT_CHANGE data model</li> </ul>
V1.00.030	<ul style="list-style-type: none"> <li>1. Support LLMNR and mDNS;</li> <li>2. After received the un-register message the device has to clean up the settings and reset to the factory</li> </ul>
V1.00.032	<ul style="list-style-type: none"> <li>1. Support PD Alive;</li> <li>2. Support port isolation ;</li> <li>3. Support port speed down shift.</li> </ul>
V1.10.001	<ul style="list-style-type: none"> <li>1. Support IPv4 ACL add VLAN setting</li> <li>2. IPv4 ACL and MAC ACL shared 768 rules</li> <li>3. IPv4 ACL src/dst IP address 0.0.0.0 can't be changed to "any"</li> <li>4. Trust State: CoS/802.1p and DSCP. DSCP is enabled by default.</li> <li>5. Support scheduling method: Strict/WRR</li> <li>6. Support Cos mapping to queue</li> <li>7. Support DSCP mapping to queue</li> <li>8.support 5 entries DHCP server screen entry</li> <li>9.Switch port speed setting spec update</li> </ul>
V1.10.002	<ul style="list-style-type: none"> <li>1. Support IGMP Snooping function</li> <li>2. Support boot loader version in HELLO message</li> </ul>
V1.20.008	<ul style="list-style-type: none"> <li>1. Change local GUI style to be similar with DBA and support HTTPs by default.</li> <li>2. Support Port Security permanent mode</li> <li>3. The maximum VLAN group changed from 4096 to 256</li> <li>4. Support flow control (only for firmware v1.20 or later version)</li> </ul>



## Changes of Command Line Interface:

---

The section below only shows command line changes that may bring backward compatibility issues with configuration settings for previous version of firmware.

Any new feature commands that do not have backward compatibility issues are not included in the below section.

Firmware Version	Changes
V1.00.005	First Release
V1.00.016	Remove some debug command;
V1.00.023	1.remove some debug command; 2.add management VLAN config command;
V1.00.024. B02	N/A
V1.00.025	N/A
V1.10.B004	Adds CLI for RD mode: 1.Support CL_CMD_MAC_FORWARDING_TABLE command 2.Support CL_EVENT_SW_PORT_ERROR_RECOVER event notification
V1.20.008	N/A

## Problem Fixed:

---

Firmware Version	Problems Fixed
V1.00.005	First Release
V1.00.008	Fixed config setting issues
V1.00.016	1.Fixed set DNS failure when IP mode is DHCP; 2.Fixed combo port issue when change port admin status.
V1.00.021	1.Fixed jumbo frame cannot work for trap to CPU packets

	<ul style="list-style-type: none"> <li>2.Fixed lacp not work in active mode</li> </ul>
V1.00.022	<ul style="list-style-type: none"> <li>1.Fixed access policy setting failure</li> <li>2.Fixed add VLAN failure</li> </ul>
V1.00.023	<ul style="list-style-type: none"> <li>1. Fixed ping failure with cloud portal;</li> <li>2. Voice VLAN should LLDP-MED TIA support priority tagging(VID=0);</li> <li>3. Fixed push configuration failure for none POE switch;</li> </ul>
V1.00.024	<ul style="list-style-type: none"> <li>1. Fixed POE state not up-to-date always</li> <li>2. Fixed master port can be forwarding state when LACP negotiate failure</li> </ul>
V1.00.024.B02	<p>Fix the following problems:</p> <ul style="list-style-type: none"> <li>1. Push config will cause device IP empty</li> <li>2. Switch do not analyze tagged-LLDP packet</li> <li>3. VLAN list format incorrect to cause reconnect always</li> <li>4. When RSTP enabled, Cisco CDP packet made device loop happen</li> <li>5. For current behavior, when admin changes the global mode of voice VLAN from ENABLE to DISABLE, the sub-function (marked in red) will be deleted automatically.</li> </ul>
V1.00.025	<p>Fix the following problems:</p> <ul style="list-style-type: none"> <li>1.Error packet statistics did not notify to cloud</li> <li>2. Switch console prompt will be changed by XiaoMi router</li> </ul> <p>The following issues will be planned in next Ver. 1.00.026 on 5/7.</p> <ul style="list-style-type: none"> <li>1. Local setting (management VLAN) overwrite profile configurations</li> <li>2. MAC address list does not match result from MIB browser</li> <li>3. Reduplicative port link down/up log when do CFG_RESET</li> </ul>
V1.00.026	<ul style="list-style-type: none"> <li>1.Fixed ACL can not add ;</li> <li>2.Fixed Voice VLAN not work ;</li> <li>3.Fixed schedule firmware upgrade ;</li> <li>4.In the guest vlan, member cannot ping reachable ;</li> <li>5.Fixed some port schedule setting failure issues;</li> <li>6.Fixed port can not recover that port was shutdown because LBD;</li> </ul>
V1.00.027	<ul style="list-style-type: none"> <li>1.Fixed cycle port test does not work for fiber port;</li> <li>2.Fixed the system cannot forward UDP packets with dst port 64516 (0xFC04);</li> <li>3.Fixed the fan speed is too fast and unstable;</li> <li>4.Change connect to Cloud behavior (without ping Google/D-Link Domain</li> </ul>

	<p>just can connect to Cloud.);</p> <ol style="list-style-type: none"> <li>5.Fixed VLAN name should not be able to be set to the same value;</li> <li>6.Fixed some port can not send packets when created la group;</li> <li>7.Fixed LBD not be workable for fiber port .</li> </ol>
<p>V1.00.028</p>	<ol style="list-style-type: none"> <li>1.The 1st packet cannot be forward on port enabled port security;</li> <li>2.Reduplicate port link down/up log when do CFG_RESET ;</li> <li>3.Make sure that all ports must be kept off during the boot process and when DUT boot up finish enable all port;</li> <li>4.After upgrading the firmware to 1.00.27, the device keeps rebooting;</li> <li>5.Change "CL_EVENT_SW_80211X" event log to "CL_EVENT_SW_8021X"</li> <li>6.IP mode will change to static when change management VLAN;</li> <li>7.The voice VLAN not work when move port to other VLAN from voice VLAN as access mode;</li> </ol>
<p>V1.00.029</p>	<ol style="list-style-type: none"> <li>1.After enable voice VLAN, IGMP cannot work.</li> <li>2.DBS-2000-10MP fiber port work on 100-half but configuration is auto mode;</li> <li>3.DBS-2000-10MP POE LED cannot shutdown sometimes;</li> <li>4.Cable Diagnostic result is different from local Web and portal;</li> <li>5.MAC address list does not match result from MIB browser;</li> <li>6.Combo port cannot work on force 100 full ;</li> <li>7.Boot image id change when only upgrade boot code;</li> <li>8.If 802.1x guest VLAN set to 0, when port 2 authenticated fail still be assigned to old Guest VLAN;</li> <li>9.Fixed switch cannot receive huge data from cloud(now has supported 1M);</li> <li>10.[DI20190710000005] Fixed [DBS-2000/1.00] doesn't flush FDB by T/C in RSTP.</li> <li>11.Fixed IGMP Snooping process leave behavior is incorrect when just enable IGMP and disable Querier/Leave. It should be default 260S</li> </ol>
<p>V1.00.030</p>	<ol style="list-style-type: none"> <li>1. Fix the bug that after enable voice vlan, IGMP can't work.</li> <li>2. Fix the bug that When change to DHCP mode Gateway and DNS should not be kept the original IP.</li> <li>3. Add the port channel interface information for LACP group.</li> </ol> <p>When the single logical link belongs to "LACP" type, it will show "Port-channel (LACP)".</p> <p>When the single logical link belongs to "Static" type, it will show</p>

“Port-channel (Static)”.

When the physical port doesn't belong to the member port of link aggregate group, it will show “ - ”.

The port channel information will be updated on MAC Address Table display.

4. Fix the incorrect calculation of Top Port Utilization in dashboard
5. SPEC change: When License key expired DBS-2000 still can Forward packet.
6. Fix the bug that the Aggregated Port couldn't set up the LBD settings.
7. Fix the bug that when it is aggregate port, the STP error can't be generated.
8. Fix the bug when port schedule is enabled to disable port, the PoE of the port still worked.
9. Fix the bug that cannot show RSTP root information
10. Fix the bug when 802.1x client authenticate fail in the Guest VLAN function's authentication procedure, client cannot be ping other successfully in same VLAN
11. Fix the bug When change the Voice VLAN CoS value from 0 to another value, the Voice VLAN function will not work in some
12. Fix the bug MAC address list displayed error in portal sometimes.
13. Fix the bug MAC forwarding table display type should be port security not Static on port security function enable.
14. Fix the bug After rebooting, the color and link status of the port will display an error
15. Modify port link up/port linkdown event log about port channel interface of LACP group
16. Fix the bug The static MAC still exist in port 1 even port 1 of the new profile doesn't enable port security
17. Fix the bug that installing 100M transceiver on device, the portal allowed to configure as forced 1Gbps.
18. Cable test result is different from portal and local Web GUI
19. IP address with all 0 or 1 bits can't be configured

V1.00.031

1. Fixed can not forward packets in test mode
2. Fixed download firmware failure from cloud server

V1.00.032

1. Remove debug command from user model(63055)
2. Fix port-channel does not display number for LACP log(62853)
3. Fix port security delete on time mode dynamic learning can not be cleared(63208)

	<ul style="list-style-type: none"> <li>4. Fix the portal shows guest VLAN even we setup the 802.1x Mac-Based (DBG19080907/ DBG19100268)</li> <li>5. Fix can't get collision information from Switch (DBG19100433)</li> <li>6. Fix after manually disable Fiber combo port, the copper will not link up itself automatically, however, we need to enable copper port (DBG19100404)</li> <li>7. Fix when running cable diagnostic, port will link down a moment and report link status "link-down" (combo port)</li> <li>8. Fix web GUI SNTP server can't display (DBG19100553)</li> <li>9. Fix EAPOL packet lead to system loop (DBG19110009)</li> <li>10. Fix sifos can not get at power via LLDP-MED (DBG19100465)</li> <li>11. Change maximum of MAC ACL entry to 768 (DBG19100492)</li> <li>12. Change GUI some function setting button to read-only</li> <li>13. Fix register time can not sync change when SNTP get correct time</li> <li>14. Fix traffic random size packet loss &amp; CRC (DBG19100391)</li> <li>15. Fix DUT reboot issue (BusyBox v1.00) after configure port range speed to 100M FULL (DBG19100421)</li> <li>16. Fix switch hang twice, console and WEBGUI no response, but ping OK (DBG19100686)</li> <li>17. Fix the unauthorized port can't be assigned to Guest VLAN. (62295)</li> <li>18. Local GUI displayed rate 100M on port setting page. The correct information should be 100M. (DBG19100393)</li> </ul>
<p style="text-align: center;">V1.00.033</p>	<ul style="list-style-type: none"> <li>1. Fix system always reboot when set multi SNTP server (DBG19120259)</li> <li>2. Fix device port will not link up anymore after remove scheduling profile (DBG19120856)</li> <li>3. Monitor/Switch/Device/Summary page and Port page which can't show the switch panel and port state (25524)</li> <li>4. ACL maximum entries should be 768 (based on vendor report) (DBG19100492)</li> </ul>
<p style="text-align: center;">V1.10.002</p>	<ul style="list-style-type: none"> <li>1. authentication port authenticate fail, auth port can not ping member port success in guest VLAN when enable auth port and STP port state at same time</li> <li>2. Fixed port connect bar display abnormal</li> <li>3. Fixed the weights of queue are same when in WRR mode</li> <li>4. Change LBD operate state entry to based physical port.</li> <li>5. DBS-2000 series receive DBA LLDP packet cannot update DBA info to cloud.</li> <li>6. Fixed system can not boot up when upgrade abnormally in image 2</li> <li>7. Connect with 1G GBIC on Force 100M port, can link up on 100M speed; Connect</li> </ul>

	<p>with 100M GBIC on Force 1G port, can linkup on 1G speed</p> <p>8.The port status in the panel is not the same as the Bar [Connectivity bar &amp; Status bar] status.(25820 )</p> <p>9.When connecting RD45 cable at combo port, the information in the link column of PORTS INFORMATION is wrong(26165 ,switch fixed ,other portal issue)</p>
<p>V1.10.B004</p>	<ol style="list-style-type: none"> <li>1.Fixed DBS Device will reboot repeatedly when press the reset to default button in upgrading procedure</li> <li>2.Fixed pd alive cant work after fw upgrade</li> <li>3.Fixed dynamic router port can not display issue</li> <li>4.Fixed POE "power off" log can't send</li> <li>5.Fixed mdns/llmnr can't work</li> <li>6.Fixed MAC ACL's permit rules always have higher priority.</li> </ol>
<p>V1.10.005</p>	<ol style="list-style-type: none"> <li>1.Fixed DUT can reset system during upgrading FW procedure.(DBG20040730)</li> <li>2.Fixed 802.1x port-base authentication fail forever if updating config when ports link up (DBG20030482)</li> <li>3.Fixed when the port which make loop is changed in RSTP scenario, the old info will still keep in Switch panel without remove(26701,26263)</li> <li>4.Fixed when voice VLAN and 802.1X guest VLAN are enable at the same time and assigned to the same VLAN ID behavior.</li> <li>5.Fixed switch DNS setting 1.1.1.1 can't link to cloud(26845)</li> <li>6.Fixed switch still forward the multicast packet after no client response the SW IGMP query for a while(DBG20050213, DBG19110063)</li> <li>7.Fixed the traffic in port information is much much lower than one day traffic form the dashboard(26857)</li> </ol>
<p>V1.10.006</p>	<ol style="list-style-type: none"> <li>1.Fixed DBS used the IP 169.254.x.x for DHCP discover.(DBG20030080)</li> <li>2.Modify device DHCP mode Some behavior(DBG20060124)</li> <li>3.When cloud push configuration and do fw upgrade at same time,there is an opportunity to upgrade failure,please add new event to notify cloud server</li> </ol>
<p>V1.20.008</p>	<ol style="list-style-type: none"> <li>1. Fixed ACL bug (DBG20080342)</li> <li>2. Fixed the incorrect packet counter display bug. [DEUR20200717000003]</li> <li>3. Fixed the duplicate client and unable to show client model name issue [DI20190704000001-DJP]</li> <li>4. Fixed the problem After manually set one connected Fiber(Ex:51F) to force-100M,then set 51F back to auto , the Fiber LED will stay in amber. color(100M)(DBG19100410)</li> <li>5. Unable to see how many CPU percentage since there shows tiny output by Chrome(v80.0.3987.122) and Firefox(v73.0.1).(DBG20030082)</li> </ol>

6. [802.1X][DBS-2000/1.00.034][JPQA 2.1.2.6]802.1x authentication port will authenticate fail with linkup few minutes(DBG20040729)
7. [GUI][1.00.034]setting IP will pop out error message(DBG20040789)
8. [JPQA 2.1.3.5][DBS-2000/1.10.006]error port can forward traffic(DBG2007033)
9. Fixed the problem that DBS-2000 can forward eapol packets to different vlan. (DBG20070542)
10. PoE power supply flapping at random port when there still not reach max power budget or guardband range. (DBG20030303)
11. Fixed the problem that error port can forward traffic. (DBG20070337)
12. ACL setting deny port only, but LAN client will not access Internet (DBG20080342)
13. Cable Diagnostics displays the wrong pair information of the open/short cable. (DBG19100377)
14. Change SSL Cipher suite to support ECDHE\_RSA\_WITH\_AES\_128\_GCM\_SHA256 and ECDHE\_RSA\_WITH\_AES\_256\_GCM\_SHA384
15. When DBS-2000 receive ARP request packets the device will flooding to other port and cause network disconnection.
16. Fixed the problem that the device CUP does not respond ping, but the device still can forward packet. (DBG20110443)
17. When the device receives the schedule upgrade of date and time, the device will have problems and automatically restart. (27538)
18. Fixed QoS behavior abnormal between 802.1p and DSCP(DBG20120176)
19. DBS-2000\_1.10.005\_nttqa\_incorrect Byte and current traffic info in Monitor-SW-Ports-Port Info page
20. When the switch is requested to reboot due to a new firmware upgrade, the details in the reboot event log will be incorrect. (28018)
21. Voice VLAN dynamic member port cannot forward packets to Voice VLAN static member port.
22. Device cannot display Static MACs in FDB but MIB display normal, when create Static whitelisted MACs entry from cloud page.

\* D-Link tracking number is enclosed in ()



## Known Issues:

Firmware Version	Issues	Workaround
V1.00.005	First Release	
V1.00.022	Can't be downgraded to previous firmware version.	
V1.00.023	<p>The following issues will be fixed on the next release V1.00.024 (Available in 3/11)</p> <ol style="list-style-type: none"> <li>1. master port can be forwarding state when lacp negotiate failure</li> <li>2. Add IP address in client data</li> <li>3. Add Data model media type for link status.</li> <li>4. Default PoE state changed to enable</li> </ol> <p>The following issues will be fixed on the next release V1.00.025 (Available in 4/1)</p> <ol style="list-style-type: none"> <li>1. local setting overwrite profile configurations</li> <li>2. Local setting (management VLAN) overwrite profile configurations</li> </ol>	
V1.00.024	<ol style="list-style-type: none"> <li>1. For Current behavior, when admin changes the global mode of voice VLAN from ENABLE to DISABLE, the sub-function (marked in red) will be deleted automatically.</li> <li>2. The Connectivity Bar existed on the following path will be displayed incorrectly. Currently, the connectivity bar only shows green and grey color for link up/down.               <ol style="list-style-type: none"> <li>a. Monitor/Switch/Devices/Ports/Port Information/Status</li> <li>b. Monitor/Switch/Devices/Ports/Port Information/#Port/Connectivity</li> <li>c. Configure/Switch/Switch Ports/Status</li> </ol> </li> </ol> <p>The following issues will be fixed on the next release V1.00.025 (Available in 4/1)</p> <ol style="list-style-type: none"> <li>1. When user configures management VLAN on switch local GUI and the server should be synchronized the local setting data and bypass the management VLAN setting of profile.</li> <li>2. Connectivity Bar can be displayed correctly in the port page under Monitor and Configure.</li> <li>3. When disabling Voice VLAN, the server can be kept the existing Voice VLAN entry with grey color.</li> </ol>	



V1.00.026	<ol style="list-style-type: none"> <li>1. MAC address list does not match result from MIB browser;</li> <li>2. Reduplicate port link down/up log when do CFG_RESET ;</li> <li>3. Local setting on portal setting;</li> <li>4. Enable DBS-2000-10MP port 9-10 LBD, then loop port 9 and port 10, we find it can not disable loop port;</li> <li>5. Tools/MAC Forwarding Table display issue.</li> </ol>	
V1.00.027	<ol style="list-style-type: none"> <li>1. MAC address list does not match result from MIB browser;</li> <li>2. Reduplicate port link down/up log when do CFG_RESET ;</li> <li>3. Local setting on portal setting;</li> </ol>	
V1.00.028	<ol style="list-style-type: none"> <li>1. MAC address list does not match result from MIB browser;</li> </ol>	
V1.00.029	<ol style="list-style-type: none"> <li>1. When change to DHCP mode Gateway and DNS should not be keep original IP.</li> <li>2. Nuclias-Portal_2.1.1.8_incorrect Top port Utilization value in Dashboard</li> </ol>	
V1.00.030	<ol style="list-style-type: none"> <li>1. some process will cause the DUT reboot</li> <li>2. Device silent reboot</li> <li>3. Apply port schedule will cause shortly link status change</li> <li>4. LLDP neighbor shows conflict LLDP-MED log message</li> <li>5. SW hang with the Fatal message shown in the console</li> <li>6. The cloud LED in the front panel of DBS is solid green even if there is no network cable(DI20190614000003 [DBS-2000] 4000 VLANs cannot be assigned to a port)</li> </ol>	
V1.00.032	<ol style="list-style-type: none"> <li>1.[Security HERCULES SecDevice Issue] IPv4 SYN Flood</li> <li>2.[Security HERCULES SecDevice Issue] IPv4 ICMP Flood</li> <li>3.Some port setting issue,will fixed based new port spec</li> <li>4.authentication port authenticate fail, auth port can not ping member port success in guest VLAN when enable auth port and STP port state at same time</li> <li>5.CPU high sometimes</li> </ol>	
V1.00.033	<ol style="list-style-type: none"> <li>1. Some port setting issue, will fixed based new port spec</li> <li>2. authentication port authenticate fail, auth port cannot ping member port success in guest VLAN when enable auth port and STP port state at same time</li> </ol>	
1.00.034	<ol style="list-style-type: none"> <li>1. DBS Device will reboot repeatedly when press the reset to default button in upgrading procedure</li> <li>2. The traffic in port information is much much lower than one day traffic</li> </ol>	

	<p>form the dashboard</p> <ol style="list-style-type: none"> <li>DBS used the IP 169.254.x.x for DHCP discover(DBG20030080)</li> <li>setting IP will pop out error message(DBG20040789)</li> </ol>	
V1.10.002	<ol style="list-style-type: none"> <li>no DNS info shown in Monitor-SW Basic page when changing ip connection from static to DHCP mode(DBG20020570)</li> <li>DBS Device will reboot repeatedly when press the reset to default button in upgrading procedure(DBG20040730)</li> <li>The traffic in port information is much much lower than one day traffic form the dashboard(26857)</li> <li>Switching uplink, DBS will not automatically request for DHCP IP again(DBG20060124)</li> <li>nuclias-Portal_2.1.3.3_JPRD_Switch DNS setting 1.1.1.1 can't link to cloud(26845)</li> <li>DBS used the IP 169.254.x.x for DHCP discover(DBG20030080)</li> <li>setting IP will pop out error message(DBG20040789)</li> </ol>	
V1.10.005	<ol style="list-style-type: none"> <li>Switching uplink, DBS will not automatically request for DHCP IP again(DBG20060124)</li> <li>no DNS info shown in Monitor-SW Basic page when changing ip connection from static to DHCP mode(DBG20020570)</li> <li>DBS used the IP 169.254.x.x for DHCP discover(DBG20030080).</li> <li>setting IP will pop out error message(DBG20040789)</li> <li>When cloud push configuration and do fw upgrade at same time, there is an opportunity to upgrade failure, please add new event send to cloud .Ex"UPGRADE_IN_BUSY"</li> </ol>	
V1.10.006	<ol style="list-style-type: none"> <li>Switching uplink, DBS will not automatically request for DHCP IP again(DBG20060124)</li> <li>no DNS info shown in Monitor-SW Basic page when changing ip connection from static to DHCP mode(DBG20020570)</li> <li>DBS used the IP 169.254.x.x for DHCP discover(DBG20030080).</li> <li>setting IP will pop out error message(DBG20040789)</li> <li>When cloud push configuration and do fw upgrade at same time, there is an opportunity to upgrade failure, please add new event send to cloud .Ex"UPGRADE_IN_BUSY"</li> </ol>	
V1.20.008	<p>The following error symptoms should not be easily happened, but all of them will be fixed on the next firmware release R1.30.</p> <ul style="list-style-type: none"> <li>The device IP sometimes displays the wrong IP 169.254.x.x on the portal.</li> </ul>	

- DNS information sometimes disappears on the portal.
- If user modified managed VLAN ID via device console port, the portal can't be updated to the new management VLAN ID.
- Local GUI can't display the correct VLAN information. (DBG21030125)
- Port speeding setting of Auto and 1Gpbs (Auto) can't display the correct link status on local GUI. (DBG21030255)

### **Related Documentation:**

---

- DBS-2000 Series A1 User Manual V1.0
- DBS-2000 SeriesA1 QIG V1.0