



DUAL BAND  
**AC**  
**1200**

**DAP-1620** – AC1200 Wi-Fi Range Extender

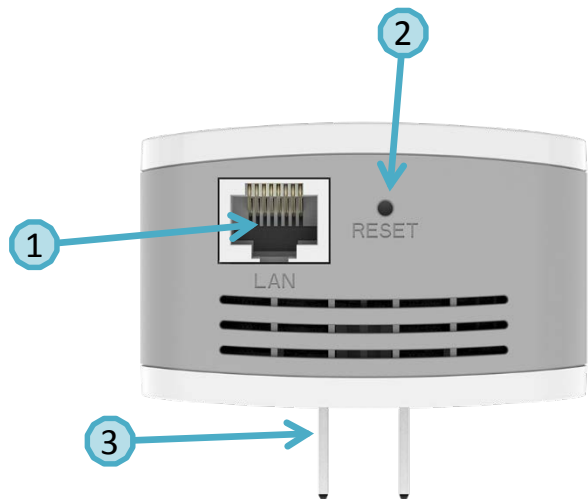
# DAP-1620

AC1200 Wi-Fi Range Extender

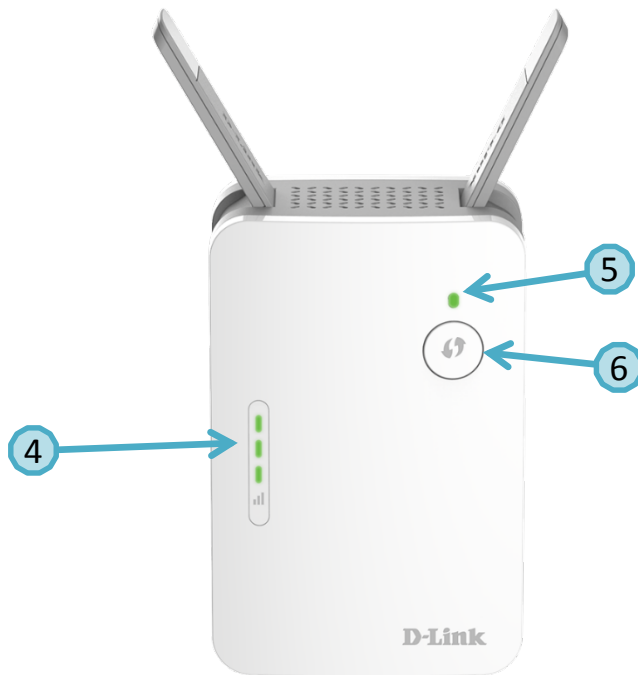
- Simultaneous Dual Band Wireless AC1200 technology (N300+AC867)
- Signal strength LEDs
- Adjustable external antennas
- Wall Plug design
- Gigabit Ethernet Port
- Easy Set Up and Installation with QRS Mobile
- WPS button design for easy & secure wireless setup
- AutoZoning support to be available around July



# Hardware Features



1. Gigabit Ethernet port
2. Reset button
3. AU/NZ power pins  
(NOTE: US pins shown in image)



4. Signal strength LEDs
5. Status/WPS LED
6. WPS button

# Why You Want It



## High Speed AC Wi-Fi

Speeds of up to 1200 Mbps<sup>1</sup>  
(300 Mbps + 866 Mbps)



## Signal Strength LEDs

Guides you to the optimal placement of your range extender



## Dual Band Wi-Fi

2.4 GHz and 5 GHz bands provide flexible connectivity



## Adjustable Antennas

Adjustable external antennas for enhanced Wi-Fi coverage



## Wall Plug Design

Simply plug it into an available power socket



## One-Touch Security

WPS push button for fast and secure connection to a Wi-Fi network



## Simple Setup

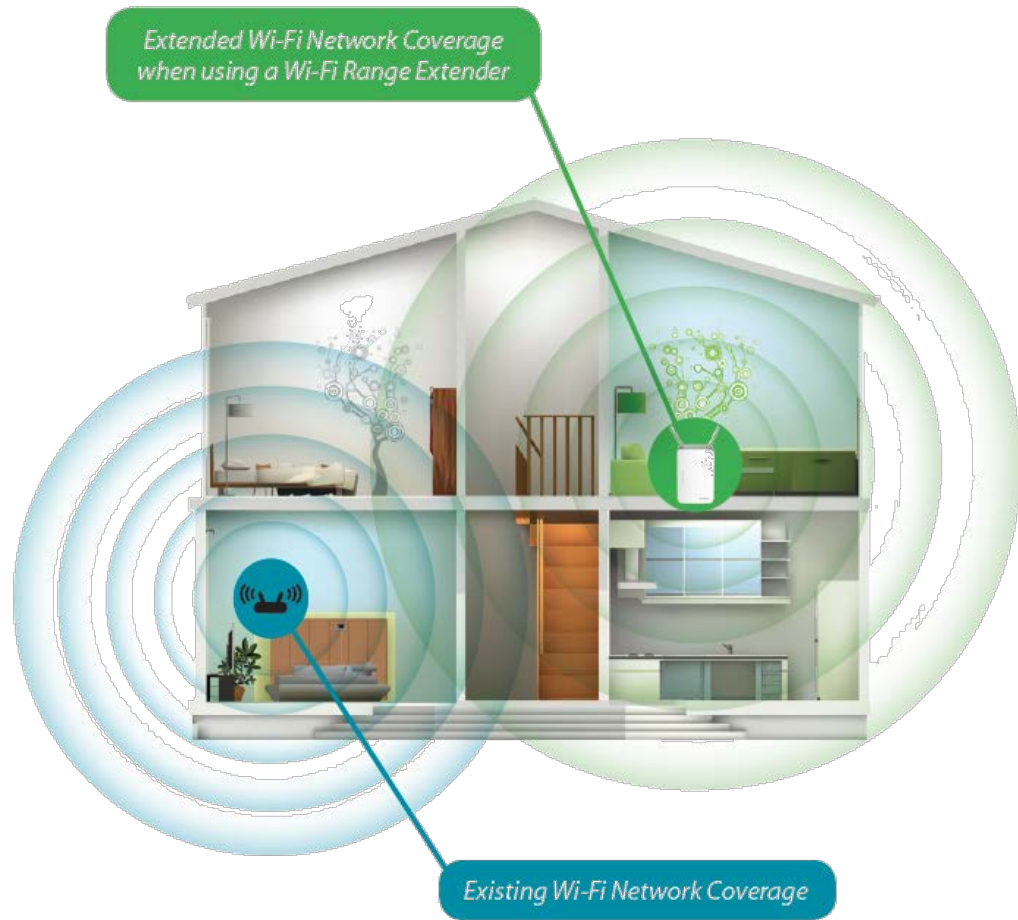
Get up and running in minutes, no software needed



## Universal Compatibility

Works with any Wi-Fi Router

# Typical Usage Scenario

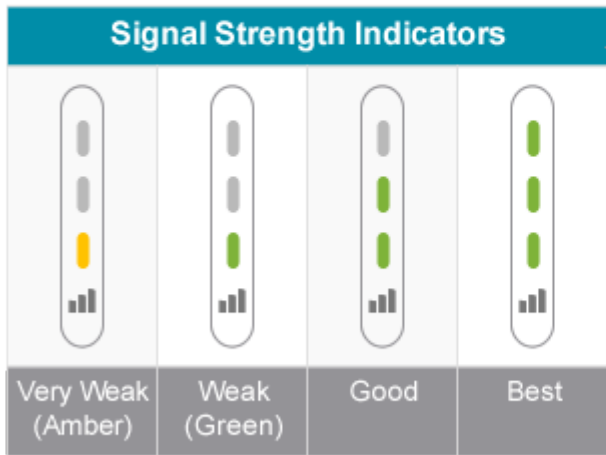


*Extended Wi-Fi Network Coverage  
when using a Wi-Fi Range Extender*

*Existing Wi-Fi Network Coverage*

# Signal Strength LEDs

Find the best location for optimal coverage



# External antennas

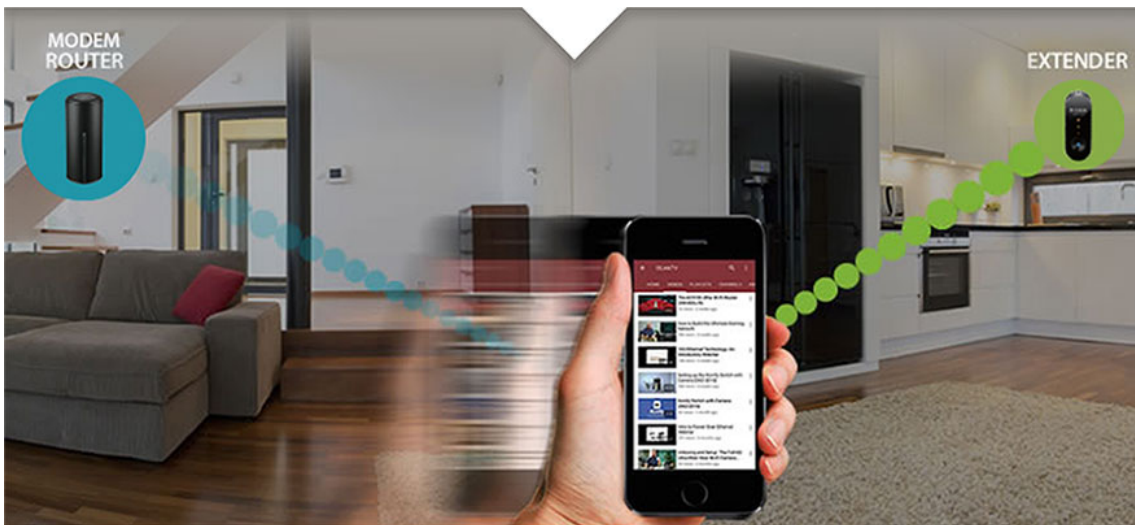


## **External antennas for more coverage**

External antennas help improve Wi-Fi coverage throughout large homes and even backyards. Better Wi-Fi Coverage and more speed

# AutoZoning

- AutoZoning technology dynamically connects your devices to the best Wi-Fi signal for optimal bandwidth as you move around your home.
- When the DAP-1620\* is paired with an AutoZoning capable modem router, users will have effortless whole home connectivity
- \*NOTE: AutoZoning support for the DAP-1620 is expected to be available via a FW upgrade in July.





# Easy Setup

## Easy set up

### WPS button

STEP 1



Press the WPS button on your router

STEP 2



Press the WPS button on the DAP-1620

STEP 3



You're successfully connected!

# Packaging

**D-Link**<sup>®</sup>



DUAL BAND  
**AC**  
**1200**

## AC1200 Wi-Fi Range Extender

Extend your Wi-Fi coverage



Increase your  
Wi-Fi coverage



Dual Band  
11AC Wi-Fi



Adjustable  
antennas for  
extra coverage



Signal Strength  
LED indicators



Plugs directly  
into a power  
socket



One-Touch  
Setup



DAP-1620

**D-Link**<sup>®</sup>

# Important Details

Ordering Information	
Part No.	DAP-1620
UPC Code	790069421594
Box Dimensions	161 x 104 x 94 mm
Box Weight	371 g
Items per Carton	10 Per Carton
Carton Dimensions	500 x 230 x 197 mm
Carton Weight	4.26 Kg
RRP Inc. GST	\$149.95 inc (AUS) / \$179.95 inc (NZ)
Warranty	3 Years
Package contents	
DAP-1620	Wi-Fi configuration card
Quick Install Guide	Warranty information

Thanks

[www.dlink.com.au/DAP-1620](http://www.dlink.com.au/DAP-1620)