

Product Highlights

Flexible Deployment

Multiple software images tailor the feature set to the network's requirements, while Power over Ethernet increases the range of possible deployment locations

Comprehensive Security Solution

Support for Access Control Lists (ACL), multiple user authentication methods, and D-Link ZoneDefense technology helps secure the network environment

Super Reliability

Fault-tolerant topologies ensure rock-solid connectivity, and D-Link Green technology provides eco-friendly power-saving



DGS-3620 Series

xStack L3 Managed Stackable Gigabit Switches

Features

Flexibility

- 20/48 10/100/1000BASE-T ports or 20 SFP slots
- 4 Combo 10/100/1000BASE-T/SFP ports¹
- 4 10-Gigabit SFP+ uplink ports
- 802.3af and 802.3at PoE support²

Security

- L2/L3/L4 multi-layer Access Control
- External RADIUS/TACACS+ authentication
- SSH/SSL support
- 802.1X guest VLAN
- D-Link Safeguard Engine
- Unicast Reverse Path Forwarding (uRPF)

Reliability

- Redundant Power Supply (RPS) support
- 802.1D/802.1w/802.1s Spanning Tree
- Loopback Detection (LBD)
- Ethernet Ring Protection Switching (ERPS)

High Bandwidth Physical/Virtual Stacking

- Physical stack of up to 12 units, 576 Gigabit ports
- Virtual stack of up to 32 units using single IP management
- 80 G per device physical stacking bandwidth⁴

OAM

- 802.3ah Ethernet link OAM
- 802.1ag, ITU-T Y.1731 service OAM

The DGS-3620 Series xStack L3 Managed Stackable Gigabit Switches deliver great performance, flexibility, security, multi-layer QoS, and accessibility, along with redundant power solutions for SMBs and enterprises. With high Gigabit port densities, Gigabit SFP and 10-Gigabit SFP+ support, and advanced software solutions, these switches can act as either departmental access layer devices or core switches to form a multilevel network structured with backbone and centralized high-speed servers. Service providers can take advantage of the high SFP density switches to structure the cores of Fiber to the Building (FTTB) networks that are extended to the subscribers' sites.

Standard and Enhanced Images

The DGS-3620 Series is embedded with two different software images, the Standard Image (SI), and the Enhanced Image (EI). The Standard Image provides fundamental features for campuses and enterprises such as switching, routing, multicasting, advanced Quality of Service (QoS), and robust security features. The Enhanced Image supports OAM, BGP, IPv6 dynamic routing, and tunneling which are all suitable for the service provider network.

Unparalleled Flexibility

Easily deployed and simple to manage, the DGS-3620 Series can be stacked with any switch that supports D-Link's Single IP Management to form a multi-level network structured with backbone and centralized high-speed servers. The virtual stack can include units located anywhere on the same network domain, and uses optional 10-Gigabit uplinks to move intra-stack traffic at 20 Gbps full duplex speeds. The stack can also eliminate single point of failures, cable distance barriers, limitations of physical stacking, and the need for stack cabling.

Redundant Ring Stacking

Alternatively, depending on whether linear or fault-tolerant ring stacking is implemented, users can use a maximum of four 10-Gigabit SFP ports to create a physical stack⁴. 12 units or 576 Gigabit ports can be configured for a stack using direct attach cables providing high bandwidth on the already cost-efficient DGS-3620 Series.

Security, Performance & Availability

The DGS-3620 Series provides a complete set of security features including L2/L3/L4 multi-layer Access Control Lists and 802.1X user authentication via TACACS+ and RADIUS servers. D-Link ZoneDefense technology is built-in, allowing businesses to integrate the switch stack with D-Link NetDefend firewalls to implement a complete and proactive security infrastructure.



The DGS-3620 Series offers extensive VLAN support including GVRP and 802.1Q VLAN to enhance security and performance. A robust set of L2/L3/L4 QoS/CoS solutions help ensure that critical network services such as VoIP, ERP, Intranet, and video conferencing are served with proper priority. The DGS-3620 Series provides D-Link's Safeguard Engine to increase the switch's reliability, serviceability, and availability to prevent malicious flooding traffic caused by worms or virus infections. Bandwidth Control can be flexibly set for each port using pre-defined thresholds to assure a committed level of service for end users. For advanced applications, flow-based bandwidth control allows easy fine-tuning of service types based on specific IP addresses or protocols.

IPv6 Technology



The DGS-3620 Series also features comprehensive IPv6 support, including IPv6 Tunnel, ICMPv6, DHCPv6, RIPng, OSPFv3, IPv4/IPv6 dual stack and more. With 10-Gigabit connectivity and IPv6 support, the DGS-3620 Series enables you to future-proof your network for cost efficiency and longevity while meeting the requirements that future IPv6-capable network devices require.

D-Link Green Technology

D-Link is striving to take the lead in developing innovative and power-saving technology that does not sacrifice operational performance or functionality. The DGS-3620 Series implements D-Link Green technology, which includes a power-saving mode, smart fan feature, reduced heat dissipation, and cable length detection. The power-saving feature automatically powers down ports that have no link or link partner, and ensures that LEDs are shut off when not needed. The Smart Fan feature allows for the built-in fans to automatically turn on only at a certain temperature, providing continuous, reliable, and eco-friendly operation of the switch.

Technical Specifications	DGS-3620-28TC	DGS-3620-28SC
		
General		
Interfaces	<ul style="list-style-type: none"> • 20 10/100/1000BASE-T ports • 4 Combo 10/100/1000BASE-T/SFP ports • 4 SFP+ ports 	<ul style="list-style-type: none"> • 20 SFP ports • 4 Combo 10/100/1000BASE-T/SFP ports • 4 SFP+ ports
Optional Redundant Power Supply	• DPS-500	
Console Port	• RJ-45	
Management Port	• 10/100BASE-T	
Alarm Port	• 1	
SD Card Slot	• 1	
Performance		
Switch Fabric	• 128 Gbps	
Packet Forwarding Rate	• 95.24 Mbps	
Packet Buffer	• 2 MB	
MAC Address Table	• 32K entries	
IPv4 Routing Table	• 12K entries	
IPv6 Routing Table	• 6K entries	
IPv4 Forwarding Table	• 8K entries	
IPv6 Forwarding Table	• 4K entries	
Jumbo Frame Size	• 13000 bytes	
PoE		
PoE Standard	-	
PoE Power Budget	-	

Physical		
MTBF	• 292976 hours	• 298263 hours
Acoustics	• 48.5 dB maximum	• 49.9 dB maximum
Heat Dissipation	• 155.8 BTU/hr	• 144.2 BTU/hr
Power Input	• 100 to 240 V AC, 50/60 Hz	• 100 to 240 V AC, 50/60 Hz
Max Power Consumption	• 45.1 W	• 43.4 W
Dimensions	• 441 x 310 x 44 mm (17.36 x 12.20 x 1.73 inches)	• 441 x 310 x 44 mm (17.36 x 12.20 x 1.73 inches)
Weight	• 4.15 kg (9.15 lbs)	• 4.10 kg (9.04 lbs)
Ventilation	• Smart fan (> 40 °C (104 °F): high speed; < 35 °C (95 °F): low speed) ³	
Operating Temperature	• 0 to 50 °C (32 to 122 °F)	
Storage Temperature	• -40 to 70 °C (-40 to 158 °F)	
Operating Humidity	• 0% to 90% RH	
Storage Humidity	• 5% to 90% RH	
Emission (EMI)	• FCC Class A, CE Class A, VCCI Class A, IC, C-Tick	
Safety	• CB, cUL, LVD	
Certifications	• IPv6 Ready Logo Phase 2	

Technical Specifications	DGS-3620-28PC	DGS-3620-52T	DGS-3620-52P
			
General			
Interfaces	<ul style="list-style-type: none"> • 20 10/100/1000BASE-T PoE ports • 4 Combo 10/100/1000BASE-T/SFP ports • 4 SFP+ ports 	<ul style="list-style-type: none"> • 48 10/100/1000BASE-T ports • 4 SFP+ ports 	<ul style="list-style-type: none"> • 48 10/100/1000BASE-T PoE ports • 4 SFP+ ports
Optional Redundant Power Supply	• DPS-700	• DPS-500	• DPS-700
Console Port	• RJ-45		
Management Port	• 10/100BASE-T		
Alarm Port	• 1		
SD Card Slot	• 1		
Performance			
Switch Fabric	• 128 Gbps	• 176 Gbps	• 176 Gbps
Packet Forwarding Rate	• 95.24 Mbps	• 130.95 Mbps	• 130.95 Mbps
Packet Buffer	• 2 MB		
MAC Address Table	• 32K entries		
IPv4 Routing Table	• 12K entries		
IPv6 Routing Table	• 6K entries		
IPv4 Forwarding Table	• 8K entries		
IPv6 Forwarding Table	• 4K entries		
Jumbo Frame Size	• 13000 bytes		
PoE			
PoE Standard	• 802.3af and 802.3at	-	• 802.3af and 802.3at
PoE Power Budget	• 370 W (760 W with DPS-700 RPS)	-	• 370 W (760 W with DPS-700 RPS)

Physical			
MTBF	• 236811 hours	• 247929 hours	• 225645 hours
Acoustics	• 52.1 dB maximum	• 54.2 dB maximum	• 56.2 dB maximum
Heat Dissipation	• 1712.5 BTU/hr	• 259.1 BTU/hr	• 1763.3 BTU/hr
Power Input	• 100 to 240 V AC, 50/60 Hz	• 100 to 240 V AC, 50/60 H	• 100 to 240 V AC, 50/60 Hz
Max Power Consumption	• 502.2 W	• 76.0 W	• 517.1 W
Dimensions	• 441 x 310 x 44 mm (17.36 x 12.20 x 1.73 inches)	• 441 x 310 x 44 mm (17.36 x 12.20 x 1.73 inches)	• 441 x 310 x 44 mm (17.36 x 12.20 x 1.73 inches)
Weight	• 5.76 kg (12.70 lbs)	• 5.13 kg (11.31 lbs)	• 6.30 kg (13.89 lbs)
Ventilation	• Smart fan (> 40 °C (104 °F): high speed; < 35 °C (95 °F): low speed) ³		
Operating Temperature	• 0 to 50 °C (32 to 122 °F)		
Storage Temperature	• -40 to 70 °C (-40 to 158 °F)		
Operating Humidity	• 0% to 90% RH		
Storage Humidity	• 5% to 90% RH		
Emission (EMI)	• FCC Class A, CE Class A, VCCI Class A, IC, C-Tick		
Safety	• CB, cUL, LVD		
Certifications	• IPv6 Ready Logo Phase 2		

³ By default, the fan speed is low. When the temperature inside the chassis is over 40°C (104 °F), the fan switches to high speed until the temperature drops below 35 °C (95 °F).

Software Features			
Stackability	<ul style="list-style-type: none"> Virtual stacking support <ul style="list-style-type: none"> D-Link Single IP Management Up to 32 devices per virtual stack Up to 20G stacking bandwidth 	<ul style="list-style-type: none"> Physical stacking <ul style="list-style-type: none"> Supports duplex chain/ring topology Up to 80G stacking bandwidth⁴ Up to 12 units per stack 	
L2 Features	<ul style="list-style-type: none"> MAC address table: 32K Flow control <ul style="list-style-type: none"> 802.3x Flow control HOL blocking prevention Jumbo frames up to 13000 bytes IGMP snooping <ul style="list-style-type: none"> IGMP v1/v2/v3 snooping Supports 2K groups Port/host-based IGMP snooping fast leave 	<ul style="list-style-type: none"> MLD snooping <ul style="list-style-type: none"> MLD v1 snooping Supports 2K groups Host-based MLD snooping fast leave Spanning tree <ul style="list-style-type: none"> 802.1D-2004 STP 802.1w RSTP 802.1Q-2005 MSTP BPDU filtering Root restriction Loopback detection 	<ul style="list-style-type: none"> 802.3ad link aggregation <ul style="list-style-type: none"> Max. 32 groups per device 8 Gigabit ports or 2 10-Gigabit ports per group Port mirroring <ul style="list-style-type: none"> Supports 4 mirroring groups Supports one-to-one, many-to-one, flow-based, and RSPAN mirroring L2 protocol tunneling ERPS (Ethernet Ring Protection Switching)
VLAN	<ul style="list-style-type: none"> VLAN group <ul style="list-style-type: none"> Max. 4K static VLAN groups Max. 4K dynamic VLAN groups⁴ 802.1Q tagged VLAN Surveillance VLAN⁴ 	<ul style="list-style-type: none"> 802.1v protocol VLAN GVRP Double VLAN (Q-in-Q) <ul style="list-style-type: none"> Port-based Q-in-Q Selective Q-in-Q 	<ul style="list-style-type: none"> MAC-based VLAN VLAN trunking Super VLAN Voice VLAN Subnet VLAN
L3 Features	<ul style="list-style-type: none"> 256 IP interfaces Bidirectional Forwarding Detection for OSPF/VRRP⁴ 	<ul style="list-style-type: none"> Loopback interface VRRP 	<ul style="list-style-type: none"> Proxy ARP Gratuitous ARP
L3 Routing	<ul style="list-style-type: none"> 12K routing entries shared by IPv4/v6 <ul style="list-style-type: none"> Max. 12K IPv4 routes Max. 6K IPv6 routes 8K L3 forwarding entries shared by IPv4/v6 <ul style="list-style-type: none"> Max. 8K IPv4 entries Max. 4K IPv6 entries 	<ul style="list-style-type: none"> 256 static routing entries for IPv4, 128 entries for IPv6 <ul style="list-style-type: none"> Supports ECMP/WCMP Policy-based routing RIP v1/v2 	<ul style="list-style-type: none"> OSPF <ul style="list-style-type: none"> OSPF v2 OSPF passive interface Stub/NSSA area OSPF equal cost route
Multicasting	<ul style="list-style-type: none"> 2K multicast groups PIM-DM 	<ul style="list-style-type: none"> PIM-SM PIM sparse-dense mode 	<ul style="list-style-type: none"> IGMP v1/v2/v3
QoS (Quality of Service)	<ul style="list-style-type: none"> 802.1p Class of Service (CoS) 8 queues per port Queue handling <ul style="list-style-type: none"> Strict Weighted Round Robin (WRR) Strict + WRR WRED 802.1Qbb priority-based flow control on 10G port⁴ 	<ul style="list-style-type: none"> CoS based on <ul style="list-style-type: none"> Switch port VLAN ID 802.1p priority queues MAC address IPv4/v6 address DSCP Protocol type IPv6 traffic class IPv6 flow label TCP/UDP port User-defined packet content 	<ul style="list-style-type: none"> Supports following actions for flows: <ul style="list-style-type: none"> Remark 802.1p priority tag Remark TOS/DSCP tag Bandwidth control Flow statistics Committed Information Rate (CIR), min. granularity 1 Kbps. Bandwidth control <ul style="list-style-type: none"> Port-based (ingress/egress, min. granularity 8 Kbps) Flow-based (ingress, min. granularity 8 Kbps) Time-based QoS
ACL (Access Control List)	<ul style="list-style-type: none"> Ingress ACL: support up to 6 profiles and 256 rules per profile Egress ACL: support up to 4 profiles and 128 rules per profile 	<ul style="list-style-type: none"> ACL based on <ul style="list-style-type: none"> 802.1p priority VLAN ID MAC address Ether type IPv4/v6 address DSCP Protocol type TCP/UDP port number IPv6 traffic class IPv6 flow label User-defined packet content 	<ul style="list-style-type: none"> ACL statistics Time-based ACL

Green	<ul style="list-style-type: none"> Power saving by link status Power saving by cable length 	<ul style="list-style-type: none"> Power saving by LED shut-off Power saving by port shut-off 	<ul style="list-style-type: none"> Power saving by system hibernation 802.3az Energy-Efficient Ethernet⁵
Security	<ul style="list-style-type: none"> SSH v2 SSL v1/v2/v3 Port security for up to 3328 MAC addresses for port/system/VLAN Broadcast/multicast/unicast storm control Traffic segmentation UDP helper 	<ul style="list-style-type: none"> IP-MAC-port binding ARP packet inspection IP packet inspection DHCP snooping DHCPv6 and NDP snooping Supports up to 500 address binding entries per device 	<ul style="list-style-type: none"> D-Link safeguard engine DHCP server screening CPU interface filtering ARP spoofing prevention BPDU attack protection Unicast reverse path forwarding DoS attack prevention
AAA	<ul style="list-style-type: none"> 802.1X <ul style="list-style-type: none"> Port-based access control Host-based access control Dynamic VLAN assignment Web-based Access Control (WAC) <ul style="list-style-type: none"> Port-based access control Host-based access control Dynamic VLAN assignment 	<ul style="list-style-type: none"> MAC-based Access Control (MAC) <ul style="list-style-type: none"> Port-based access control Host-based access control Dynamic VLAN assignment Japan Web-based Access Control (JWAC) <ul style="list-style-type: none"> Host-based access control 	<ul style="list-style-type: none"> Microsoft[®] NAP <ul style="list-style-type: none"> Supports 802.1X NAP Supports DHCP NAP Guest VLAN RADIUS and TACACS+ authentication for switch access 4-Level user account
Management	<ul style="list-style-type: none"> Web-based GUI Command Line Interface (CLI) Telnet server Telnet client TFTP client ZModem SNMP v1/v2c/v3 SNMP trap System log RMON v1 <ul style="list-style-type: none"> Supports 1,2,3,9 groups RMON v2 <ul style="list-style-type: none"> Supports ProbeConfig group Scheduled Reboot⁴ 	<ul style="list-style-type: none"> sFlow LLDP/LLDP-MED BootP/DHCP client DHCP auto-configuration DHCP relay DHCP relay option 60; 61 DHCP relay option 82 DHCP server Flash file system Multiple images Multiple configurations CPU monitoring IPv4/IPv6 DNS client 	<ul style="list-style-type: none"> Debug command SNTP ICMPv6 DHCPv6 client DHCPv6 relay DHCPv6 server DHCPv6 prefix delegation Trusted host MTU setting Microsoft[®] NLB support Secure FTP FTP client⁴ DHCP client option 12⁴
OAM	<ul style="list-style-type: none"> 802.3ah Ethernet link OAM Cable diagnostics 	<ul style="list-style-type: none"> 802.3ah D-Link extension: D-Link Unidirectional Link Detection (DULD) 	<ul style="list-style-type: none"> IEEE1588 Precision Time Protocol (PTP)
MIB/IETF Standards	<ul style="list-style-type: none"> RFC1213 MIB-II RFC1493, 4188 bridge MIB RFC1907 SNMPv2 MIB RFC2571~2576 SNMP MIB RFC1271, 2819 RMON MIB RFC2021 RMON v2 MIB RFC1398, 1643, 1650, 2358, 2665 Ether-like MIB RFC2668 MAU MIB RFC2674, 4363 802.1p MIB RFC2233, 2863 IF MIB RFC2618 RADIUS authentication client MIB RFC1724 RIP v2 MIB RFC1850 OSPF v2 MIB RFC2096, 4292 IP forwarding table MIB (CIDR) 	<ul style="list-style-type: none"> RFC2787 VRRP MIB RFC2932 IPv4 multicast routing MIB RFC2934 PIM MIB for IPv4 RFC2620 RADIUS accounting client MIB RFC2933 IGMP MIB RFC2925 ping MIB RFC2925 traceroute MIB D-Link private MIB RFC768 UDP RFC783 TFTP RFC 791 IP RFC 792 ICMP RFC 793 TCP RFC 826 ARP RFC854 Telnet RFC951, 1542, 2131 BootP 	<ul style="list-style-type: none"> RFC2068, 2618 HTTP RFC2338 VRRP RFC2529, 3053, 3056 IPv6 Tunnel RFC2138 RADIUS RFC2139 RADIUS Accounting RFC1492 TACACS RFC3176 sFlow RFC2598 DiffServ Expedited Forwarding (EF) RFC2460 IPv6 RFC2461, 4861 IPv6 Neighbor Discovery (ND) RFC2462, 4862 IPv6 stateless address autoconfiguration RFC1981 IPv6 path MTU discovery RFC4213 IPv4/IPv6 dual stack
Enhanced Image (EI) Features			
L3 Features	<ul style="list-style-type: none"> IPv6 tunneling <ul style="list-style-type: none"> Static ISATAP GRE 6to4 		
L3 Routing	<ul style="list-style-type: none"> RIPng (IPv6) 	<ul style="list-style-type: none"> OSPF v3 (IPv6) 	<ul style="list-style-type: none"> BGP v4 BGP+⁴
Multicasting	<ul style="list-style-type: none"> PIM-SM v6 	<ul style="list-style-type: none"> DVMRP v3 	

OAM	• 802.1ag Connectivity Fault Management (CFM)	• ITU-T.Y.1731
-----	---	----------------

Order Information	
Part Number	Description
DGS-3620-28TC/SI	20 10/100/1000BASE-T and 4 Combo 10/100/1000BASE-T/SFP and 4 SFP+ with embedded SI image
DGS-3620-28TC/EI	20 10/100/1000BASE-T and 4 Combo 10/100/1000BASE-T/SFP and 4 SFP+ with embedded EI image
DGS-3620-28SC/SI	20 SFP and 4 Combo 10/100/1000BASE-T/SFP and 4 SFP+ with embedded SI image
DGS-3620-28SC/EI	20 SFP and 4 Combo 10/100/1000BASE-T/SFP and 4 SFP+ with embedded EI image
DGS-3620-28PC/SI	20 10/100/1000BASE-T PoE and 4 Combo 10/100/1000BASE-T PoE/SFP and 4 SFP+ with embedded SI image
DGS-3620-28PC/EI	20 10/100/1000BASE-T PoE and 4 Combo 10/100/1000BASE-T PoE/SFP and 4 SFP+ with embedded EI image
DGS-3620-52T/SI	48 10/100/1000BASE-T and 4 SFP+ with embedded SI image
DGS-3620-52T/EI	48 10/100/1000BASE-T and 4 SFP+ with embedded EI image
DGS-3620-52P/SI	48 10/100/1000BASE-T PoE and 4 SFP+ with embedded SI image
DGS-3620-52P/EI	48 10/100/1000BASE-T PoE and 4 SFP+ with embedded EI image

Note: Stacking cable and SD card are not included with the above models.

Optional Products - Management Software	
DV-600S	D-View 6.0 Network Management Software Standard Edition
DV-600P	D-View 6.0 Network Management Software Professional Edition

Optional Products - 10 Gbps SFP+ Transceivers	
DEM-431XT	10GBASE-SR SFP+ transceiver (w/o DDM), 80 m: OM1 & OM2 MMF, 300 m: OM3 MMF
DEM-431XT-DD	10GBASE-SR SFP+ transceiver (with DDM), 80 m: OM1 & OM2 MMF, 300 m: OM3 MMF
DEM-432XT	10GBASE-LR SFP+ transceiver (w/o DDM), 10 km
DEM-432XT-DD	10GBASE-LR SFP+ transceiver (with DDM), 10 km
DEM-433XT	10GBASE-ER SFP+ transceiver (w/o DDM), 40 km
DEM-433XT-DD	10GBASE-ER SFP+ transceiver (with DDM), 40 km
DEM-434XT	10GBASE-ZR SFP transceiver (w/o DDM), 80 km
DEM-435XT	10GBASE-LRM SFP+ transceiver (w/o DDM), 220 m: OM1 & OM2 MMF, 300 m: OM3 MMF
DEM-435XT-DD	10GBASE-LRM SFP+ transceiver (with DDM), 220m: OM1 & OM2 MMF, 300 m: OM3 MMF
DEM-436XT-BXU	10GBASE-LR BiDi SFP+ transceiver (w/o DDM) 20 km, TX: 1270 nm, RX: 1330 nm
DEM-436XT-BXD	10GBASE-LR BiDi SFP+ transceiver (w/o DDM) 20 km, TX: 1330 nm, RX: 1270 nm

DGS-3620 Series

xStack L3 Managed Stackable Gigabit Switches

Optional Products - 1 Gbps SFP Transceivers	
DEM-310GT	SFP transceiver, 1000BASE-LX standard, single-mode fiber, max. distance 10 km, 3.3 V operating voltage
DEM-311GT	SFP transceiver, 1000BASE-SX standard, multi-mode fiber, max. distance 550 m, 3.3 V operating voltage
DEM-312GT2	SFP transceiver 1000BASE-SX standard, multi-mode fiber, max. distance 2 km, 3.3 V operating voltage
DEM-314GT	SFP transceiver, 1000BASE-LHX standard, single-mode fiber, max. distance 50 km, 3.3 V operating voltage
DEM-315GT	SFP transceiver, 1000BASE-ZX standard, single-mode fiber, max. distance 80 km, 3.3 V operating voltage
DEM-330T	WDM SFP transceiver, 1000BASE-LX standard, single-mode fiber, max. distance 10 km, 3.3 V operating voltage, Tx wavelength 1550 nm, Rx wavelength 1310 nm
DEM-330R	WDM SFP transceiver, 1000BASE-LX standard, single-mode fiber, max. distance 10 km, 3.3 V operating voltage, Tx wavelength 1310 nm, Rx wavelength 1550 nm
DEM-331T	WDM SFP transceiver, 1000BASE-LX standard, single-mode fiber, max. distance 40 km, 3.3 V operating voltage, Tx wavelength 1550 nm, Rx wavelength 1310 nm
DEM-331R	WDM SFP transceiver 1000BASE-LX standard, single-mode fiber, max. distance 40 km, 3.3 V operating voltage, Tx wavelength 1310 nm, Rx wavelength 1550 nm
DEM-211	SFP transceiver, 100BASE-FX multi-mode fiber, max. distance 2 km, 3.3 V operating voltage
DEM-210	SFP transceiver, 100BASE-FX single-mode fiber, max. distance 15 km, 3.3 V operating voltage
DEM-220T	100Base-BX, wavelength Tx:1550 nm, Rx:1310 nm, single-mode, 20 km
DEM-220R	100Base-BX, wavelength Tx:1310 nm, Rx:1550 nm, single-mode, 20 km
DGS-712	SFP transceiver, 1000BASE-TX
Optional Products - 10 Gbps SFP+ Direct Attach Cables	
DEM-CB100S	10-GbE SFP+ 1 m direct attach cable
DEM-CB300S	10-GbE SFP+ 3 m direct attach cable
DEM-CB700S	10-GbE SFP+ 7 m direct attach cable
Optional Products - Redundant Power Supplies	
DPS-500	140 W redundant power supply
DPS-500DC	140 W DC redundant power supply
DPS-700 ²	589 W redundant power supply

¹ For DGS-3620-28TC/28SC/28PC models only.

² For DGS-3620-28PC/52P models only.

³ By default, the fan speed is low. When the temperature inside the chassis is over 40°C (104 °F), the fan switches to high speed until the temperature drops below 35 °C (95 °F).

⁴ Supported by R 2.6.

⁵ Supported by hardware version B1 and later.

Updated 2013/11/12