



DSA-3100 Screenies

FW: 1.0



DSA-3100 Wireless Service Gateway

- Home
- Advanced
- Tools
- Status
- Help

Welcome to the **D-Link DSA-3100** administration system

The administration system allows you to set various networking parameters, enable and customize network services, manage user accounts and monitor user status. Administration functions are separated into four categories: **Home**, **Advanced**, **Tools** and **Status**. Each of them is described briefly below.

- Home:** Basic settings of the D-Link DSA-3100, including system, interface and user manager .
- Advanced:** Functions for various network traffic manipulation tasks, including redirection, virtual server, DMZ, routing and firewall.
- Tools:** Various tools for system customization and maintenance.
- Status:** System status information and on-line user status.



System

Interface

**User
Manager**

Logout

**Save
All**

Home

Advanced

Tools

Status

Help

System Configuration

System Name

Admin Detail

Succeed Page

SSH Manage
(from WAN)

IP:

Time Server

IP:

History Email

To:

Interval:

1 Day



Syslog To

IP:

Port:

DNS

Primary IP Address

Secondary IP Address

1 Hour
2 Hours
4 Hours
6 Hours
12 Hours
1 Day

☐ DoS protection for user



Apply



Cancel



Help



System

Interface

User
Manager

Logout

Save
All

Home

Advanced

Tools

Status

Help

Interface Configuration

WAN	<input type="radio"/> Static IP Address <input checked="" type="radio"/> Dynamic IP Address <input type="radio"/> PPPoE
Authentication	Mode: <div>NAT NAT NAT_IP_PNP ROUTER</div> IP Address: <div></div> Subnet Mask: <div></div>
Authentication DHCP Configuration	<input checked="" type="radio"/> DHCP Disable <input type="radio"/> DHCP Server <input type="radio"/> DHCP Relay
Local Network	Mode: <div>NAT</div> IP Address: <div>192.168.0.40</div> Subnet Mask: <div>255.255.255.0</div>
Local Network DHCP Configuration	<input checked="" type="radio"/> DHCP Disable <input type="radio"/> DHCP Server <input type="radio"/> DHCP Relay



Apply



Cancel



Help



System

Interface

**User
Manager**

Logout

Save
All

Home

Advanced

Tools

Status

Help

User Control

User Control	<input checked="" type="radio"/> Enable <input type="radio"/> Disable Logout Timer : <input type="text" value="10"/> Min(s) (1 - 1440) Multiple Login : <input type="checkbox"/>
Guest Account	<input type="radio"/> Enable <input checked="" type="radio"/> Disable
MAC ACL Control	<input type="radio"/> Enable <input checked="" type="radio"/> Disable
Bandwidth	<input type="radio"/> Enable <input checked="" type="radio"/> Disable
Management Type	<input checked="" type="radio"/> Local <input type="radio"/> POP3 <input type="radio"/> RADIUS <input type="radio"/> LDAP Add Users Users List Upload User Account
Login Schedule	Time Zone <input type="text" value="GMT-07:00"/> <input type="button" value="v"/> Guest <input type="radio"/> Enable <input checked="" type="radio"/> Disable General <input type="radio"/> Enable <input checked="" type="radio"/> Disable



Apply



Cancel



Help

Add Users

**DSA-3100**
Wireless Service Gateway



System
Interface
User Manager
Logout
Save All

Home **Advanced** **Tools** **Status** **Help**

Add Users			
No	Username	Password	MAC (XX:XX:XX:XX:XX:XX)
1			
2			
3			
4			
5			
6			
7			
8			
9			
10			

   
Back Apply Cancel Help


User List



Building Networks for People

DSA-3100

Wireless Service Gateway



System

Interface

User Manager

Logout


Save All


Home Advanced Tools Status Help

Users List			
UserName	MAC	Delete	Delete All

 Back

Upload User Account

**DSA-3100**
Wireless Service Gateway





System
Interface
User Manager
Logout
Save All

Home **Advanced** **Tools** **Status** **Help**

Note: The format of each line is "ID,Password,MAC" without the quotes. There must be no space between the fields and commas. The MAC field could be omitted but the trailing comma must be retained. When adding user accounts by uploading a file, existing accounts in the embedded database that are also defined in the data file will be replaced by the new ones.

Upload User Account

File Name

  
Back **Apply** **Help**



System

Interface

User
Manager

Logout

Save
All

Home

Advanced

Tools

Status

Help

Are you sure you want to logout DSA-3100?



Apply



Help

Save All > Jumps to Tools Save All



Port and IP Redirect

Pass Through

Virtual Server

DMZ

Free Surfing Area

Static Route

Firewall

Save All

Home

Advanced

Tools

Status

Help

Port and IP Redirect

No.	Destination		Convert to Destination		Type
	IP Address	Port	IP Address	Port	
1	<input type="text"/>	<input type="text"/>	<input type="text"/>	<input type="text"/>	<input checked="" type="radio"/> TCP <input type="radio"/> UDP
2	<input type="text"/>	<input type="text"/>	<input type="text"/>	<input type="text"/>	<input checked="" type="radio"/> TCP <input type="radio"/> UDP
3	<input type="text"/>	<input type="text"/>	<input type="text"/>	<input type="text"/>	<input checked="" type="radio"/> TCP <input type="radio"/> UDP
4	<input type="text"/>	<input type="text"/>	<input type="text"/>	<input type="text"/>	<input checked="" type="radio"/> TCP <input type="radio"/> UDP
5	<input type="text"/>	<input type="text"/>	<input type="text"/>	<input type="text"/>	<input checked="" type="radio"/> TCP <input type="radio"/> UDP
6	<input type="text"/>	<input type="text"/>	<input type="text"/>	<input type="text"/>	<input checked="" type="radio"/> TCP <input type="radio"/> UDP
7	<input type="text"/>	<input type="text"/>	<input type="text"/>	<input type="text"/>	<input checked="" type="radio"/> TCP <input type="radio"/> UDP
8	<input type="text"/>	<input type="text"/>	<input type="text"/>	<input type="text"/>	<input checked="" type="radio"/> TCP <input type="radio"/> UDP
9	<input type="text"/>	<input type="text"/>	<input type="text"/>	<input type="text"/>	<input checked="" type="radio"/> TCP <input type="radio"/> UDP
10	<input type="text"/>	<input type="text"/>	<input type="text"/>	<input type="text"/>	<input checked="" type="radio"/> TCP <input type="radio"/> UDP



Apply



Cancel



Help



Port and IP
Redirect

Pass
Through

Virtual
Server

DMZ

Free Surfing
Area

Static
Route

Firewall

Save
All

Home

Advanced

Tools

Status

Help

Pass through IP & MAC Configuration

No.	IP Address	No.	IP Address
1	<input type="text"/>	2	<input type="text"/>
3	<input type="text"/>	4	<input type="text"/>
5	<input type="text"/>	6	<input type="text"/>
7	<input type="text"/>	8	<input type="text"/>
9	<input type="text"/>	10	<input type="text"/>
11	<input type="text"/>	12	<input type="text"/>
13	<input type="text"/>	14	<input type="text"/>
15	<input type="text"/>	16	<input type="text"/>
17	<input type="text"/>	18	<input type="text"/>
19	<input type="text"/>	20	<input type="text"/>
No.	MAC Address	No.	MAC Address
1	<input type="text"/>	2	<input type="text"/>
3	<input type="text"/>	4	<input type="text"/>
5	<input type="text"/>	6	<input type="text"/>
7	<input type="text"/>	8	<input type="text"/>
9	<input type="text"/>	10	<input type="text"/>



Apply



Cancel



Help



Port and IP
Redirect

Pass
Through

**Virtual
Server**

DMZ

Free Surfing
Area

Static
Route

Firewall

Save
All

Home

Advanced

Tools

Status

Help

Virtual Server Table

No.	External Service Port	Local Server IP Address	Local Server Port	Type
1	<input type="text"/>	<input type="text"/>	<input type="text"/>	<input checked="" type="radio"/> TCP <input type="radio"/> UDP
2	<input type="text"/>	<input type="text"/>	<input type="text"/>	<input checked="" type="radio"/> TCP <input type="radio"/> UDP
3	<input type="text"/>	<input type="text"/>	<input type="text"/>	<input checked="" type="radio"/> TCP <input type="radio"/> UDP
4	<input type="text"/>	<input type="text"/>	<input type="text"/>	<input checked="" type="radio"/> TCP <input type="radio"/> UDP
5	<input type="text"/>	<input type="text"/>	<input type="text"/>	<input checked="" type="radio"/> TCP <input type="radio"/> UDP
6	<input type="text"/>	<input type="text"/>	<input type="text"/>	<input checked="" type="radio"/> TCP <input type="radio"/> UDP
7	<input type="text"/>	<input type="text"/>	<input type="text"/>	<input checked="" type="radio"/> TCP <input type="radio"/> UDP
8	<input type="text"/>	<input type="text"/>	<input type="text"/>	<input checked="" type="radio"/> TCP <input type="radio"/> UDP
9	<input type="text"/>	<input type="text"/>	<input type="text"/>	<input checked="" type="radio"/> TCP <input type="radio"/> UDP
10	<input type="text"/>	<input type="text"/>	<input type="text"/>	<input checked="" type="radio"/> TCP <input type="radio"/> UDP



Apply



Cancel



Help



Port and IP
Redirect

Pass
Through

Virtual
Server

DMZ

Free Surfing
Area

Static
Route

Firewall

Save
All

Home

Advanced

Tools

Status

Help

DMZ

No.	Private IP	Public IP Address
1	<input type="text"/>	<input type="text"/>
2	<input type="text"/>	<input type="text"/>
3	<input type="text"/>	<input type="text"/>
4	<input type="text"/>	<input type="text"/>
5	<input type="text"/>	<input type="text"/>
6	<input type="text"/>	<input type="text"/>
7	<input type="text"/>	<input type="text"/>
8	<input type="text"/>	<input type="text"/>
9	<input type="text"/>	<input type="text"/>
10	<input type="text"/>	<input type="text"/>



Apply



Cancel



Help



Port and IP
Redirect

Pass
Through

Virtual
Server

DMZ

Free Surfing
Area

Static
Route

Firewall

Save
All

Home

Advanced

Tools

Status

Help

Free Surfing Area

No.	IP (Segment) Address	No.	IP (Segment) Address
1	<input type="text"/>	2	<input type="text"/>
3	<input type="text"/>	4	<input type="text"/>
5	<input type="text"/>	6	<input type="text"/>
7	<input type="text"/>	8	<input type="text"/>
9	<input type="text"/>	10	<input type="text"/>
11	<input type="text"/>	12	<input type="text"/>
13	<input type="text"/>	14	<input type="text"/>
15	<input type="text"/>	16	<input type="text"/>
17	<input type="text"/>	18	<input type="text"/>
19	<input type="text"/>	20	<input type="text"/>



Apply



Cancel



Help



Port and IP
Redirect

Pass
Through

Virtual
Server

DMZ

Free Surfing
Area

**Static
Route**

Firewall

Save
All

Home

Advanced

Tools

Status

Help

[View Routing Table](#)

Static Route			
No.	Destination		Gateway
	IP Address	Subnet Netmask	IP Address
1	<input type="text"/>	<input type="text"/>	<input type="text"/>
2	<input type="text"/>	<input type="text"/>	<input type="text"/>
3	<input type="text"/>	<input type="text"/>	<input type="text"/>
4	<input type="text"/>	<input type="text"/>	<input type="text"/>
5	<input type="text"/>	<input type="text"/>	<input type="text"/>
6	<input type="text"/>	<input type="text"/>	<input type="text"/>
7	<input type="text"/>	<input type="text"/>	<input type="text"/>
8	<input type="text"/>	<input type="text"/>	<input type="text"/>
9	<input type="text"/>	<input type="text"/>	<input type="text"/>
10	<input type="text"/>	<input type="text"/>	<input type="text"/>



Apply



Cancel



Help

View Routing Table

Static Route Table				
Network Address	Netmask	Gateway	Interface	Metric
255.255.255.255	255.255.255.255	0.0.0.0	Local_Network	0
192.168.1.0	255.255.255.0	0.0.0.0	Local_Network	0
192.168.0.0	255.255.255.0	0.0.0.0	Authentication	0
127.0.0.0	255.0.0.0	0.0.0.0	lo	0



Port and IP
Redirect

Pass
Through

Virtual
Server

DMZ

Free Surfing
Area

Static
Route

Firewall

Save
All

Home

Advanced

Tools

Status

Help

IP Filter / Firewall

Filter Rule	Active	Action	Name	Source	Destination	Protocol
1	<input type="checkbox"/>	Block		ANY	ANY	ALL
2	<input type="checkbox"/>	Block		ANY	ANY	ALL
3	<input type="checkbox"/>	Block		ANY	ANY	ALL
4	<input type="checkbox"/>	Block		ANY	ANY	ALL
5	<input type="checkbox"/>	Block		ANY	ANY	ALL
6	<input type="checkbox"/>	Block		ANY	ANY	ALL
7	<input type="checkbox"/>	Block		ANY	ANY	ALL
8	<input type="checkbox"/>	Block		ANY	ANY	ALL
9	<input type="checkbox"/>	Block		ANY	ANY	ALL
10	<input type="checkbox"/>	Block		ANY	ANY	ALL

[First](#) [Prev](#) [Next](#) [Last](#)



Apply



Cancel



Help



Port and IP
Redirect

Pass
Through

Virtual
Server

DMZ

Free Surfing
Area

Static
Route

Firewall

Save
All

Home

Advanced

Tools

Status

Help

IP Filter / Firewall

Filter Rule	Active	Action	Name	Source	Destination	Protocol
41	<input type="checkbox"/>	Block		ANY	ANY	ALL
42	<input type="checkbox"/>	Block		ANY	ANY	ALL
43	<input type="checkbox"/>	Block		ANY	ANY	ALL
44	<input type="checkbox"/>	Block		ANY	ANY	ALL
45	<input type="checkbox"/>	Block		ANY	ANY	ALL
46	<input type="checkbox"/>	Block		ANY	ANY	ALL
47	<input type="checkbox"/>	Block		ANY	ANY	ALL
48	<input type="checkbox"/>	Block		ANY	ANY	ALL
49	<input type="checkbox"/>	Block		ANY	ANY	ALL
50	<input type="checkbox"/>	Block		ANY	ANY	ALL

[First](#) [Prev](#) [Next](#) [Last](#)



Apply



Cancel



Help



Port and IP
Redirect

Pass
Through

Virtual
Server

DMZ

Free Surfing
Area

Static
Route

Firewall

Save
All

Home

Advanced

Tools

Status

Help

IP Filter / Firewall > Edit Filter Rule

Rule: 1

Name:

☐ check to enable this Rule

Action : Block

Protocol

IP Address

Subnet Mask

Operator

Start Port

End Port

Source

Destination



Back



Apply



Cancel



Help



Monitor
IP List

Change
Password

Upload
Login Page

Upload
Logout Page

Save
All

Back Up
Restore

Firmware

Restart

Home

Advanced

Tools

Status

Help

Monitor IP List

No.	IP Address	No.	IP Address
1	<input type="text"/>	2	<input type="text"/>
3	<input type="text"/>	4	<input type="text"/>
5	<input type="text"/>	6	<input type="text"/>
7	<input type="text"/>	8	<input type="text"/>
9	<input type="text"/>	10	<input type="text"/>
11	<input type="text"/>	12	<input type="text"/>
13	<input type="text"/>	14	<input type="text"/>
15	<input type="text"/>	16	<input type="text"/>
17	<input type="text"/>	18	<input type="text"/>
19	<input type="text"/>	20	<input type="text"/>



Apply



Cancel



Help



Monitor
IP List

Change
Password

Upload
Login Page

Upload
Logout Page

Save
All

Back Up
Restore

Firmware

Restart

Home

Advanced

Tools

Status

Help

Change Password

Old Password

New Password

New Password(confirm)



Apply



Cancel



Help



Monitor
IP List

Change
Password

Upload
Login Page

Upload
Logout Page

Save
All

Back Up
Restore

Firmware

Restart

Home

Advanced

Tools

Status

Help

Upload Login Page

File Name

Browse...



Use Default Page

Apply

Cancel

Help



Monitor
IP List

Change
Password

Upload
Login Page

Upload
Logout Page

Save
All

Back Up
Restore

Firmware

Restart

Home

Advanced

Tools

Status

Help

Upload Logout Page

File Name

Browse...



Use Default Page

Apply

Cancel

Help



Monitor
IP List

Change
Password

Upload
Login Page

Upload
Logout Page

Save
All

Back Up
Restore

Firmware

Restart

Home

Advanced

Tools

Status

Help

Are you sure you want to **save current setting** in DSA-3100 ?



Yes



Help



Monitor
IP List

Change
Password

Upload
Login Page

Upload
Logout Page

Save
All

Back Up
Restore

Firmware

Restart

Home

Advanced

Tools

Status

Help

Backup & Restore

[Create Backup Image](#)

[Restore Setting From File](#)

[Reset To Factory Default](#)



Help

Create Backup Image > Restore Setting From File > Reset To Factory Default



Monitor
IP List

Change
Password

Upload
Login Page

Upload
Logout Page

Save
All

Back Up
Restore

Firmware

Restart

Home

Advanced

Tools

Status

Help

Waiting ... Done ...
You can download from [here](#)



Help



Monitor
IP List

Change
Password

Upload
Login Page

Upload
Logout Page

Save
All

Back Up
Restore

Firmware

Restart

Home

Advanced

Tools

Status

Help

Restore Setting From File

File Name

Browse...



Apply



Cancel



Help



Monitor
IP List

Change
Password

Upload
Login Page

Upload
Logout Page

Save
All

Back Up
Restore

Firmware

Restart

Home

Advanced

Tools

Status

Help

Are you sure you want to load **factory default** setting and **reboot** D-Link DSA-3100 ?



Yes



Help



Monitor
IP List

Change
Password

Upload
Login Page

Upload
Logout Page

Save
All

Back Up
Restore

Firmware

Restart

Home

Advanced

Tools

Status

Help

We may create new firmware for your Wireless Service Gateway to improve functionality and performance. [Click here to check for an upgrade on our website.](#) Enter the path and name of the upgrade file then click the APPLY button below. You will be prompted to confirm the upgrade.

Firmware Upgrade From File

Current Firmware Version 1.0

File Name

Browse...



Apply



Cancel



Help



Monitor
IP List

Change
Password

Upload
Login Page

Upload
Logout Page

Save
All

Back Up
Restore

Firmware

Restart

Home

Advanced

Tools

Status

Help

Are you sure you want to **restart** DSA-3100?



Yes



Help



System

Interface

**Current
Users**

**Traffic
History**

Home

Advanced

Tools

Status

Help

System Status

Firmware Version		1.0
System Name		DSA-3100
Admin Detail		N/A
Succeed Page		N/A
Syslog To		N/A:N/A
Console Port Baud Rate		115200 bps
Manage	SSH	N/A
History	Retain Days	3 Days
	Email To	N/A
Time	Time Server	N/A
	Date Time	Fri Aug 29 06:32:51 UTC 2003
User	Logout Timer	10 Min(s)
	Multiple Login	Disabled
	User Type	LOCAL
	Guest Account	Disabled
	Bandwidth Control	Disabled
DNS	Primary IP Address	N/A
	Secondary IP Address	N/A





System

Interface

Current Users

Traffic History

Home

Advanced

Tools

Status

Help

Interface Status

WAN	MAC Address	
	IP Address	
	Subnet Mask	
	Broadcast	
Authentication	Mode	NAT
	MAC Address	00:40:05:D7:5D:E2
	IP Address	192.168.1.40
	Subnet Mask	255.255.255.0
	Broadcast	192.168.1.255
Authentication DHCP Server	Status	Disabled
	WINS IP Address	N/A
	Start IP Address	192.168.1.101
	End IP Address	192.168.1.200
	Lease Time	1440 Min(s)
Local Network	Mode	NAT
	MAC Address	00:40:05:D7:5D:E1
	IP Address	192.168.0.40
	Subnet Mask	255.255.255.0
	Broadcast	192.168.0.255
Local Network DHCP Server	Status	Disabled
	WINS IP Address	N/A
	Start IP Address	192.168.0.101
	End IP Address	192.168.0.200
	Lease Time	1440 Min(s)



System

Interface

Current
Users

Traffic
History

Home

Advanced

Tools

Status

Help

Current Users

No	Username	IP Address	MAC Address	Packets	Bytes	Idle	Kickout
----	----------	------------	-------------	---------	-------	------	---------

Refresh



Help



System

Interface

Current
Users

Traffic
History

Home

Advanced

Tools

Status

Help

Traffic History

Date	Size
2003-08-29	37



Traffic History for 29/08/03

#	Date	TYPE	name	IP	MAC	Packets	Bytes
---	------	------	------	----	-----	---------	-------



Home

Advanced

Tools

Status

Help

Welcome to the D-Link DSA-3100 administration system

The administration system allows you to set various networking parameters, enable and customize network services, manage user accounts and monitor user status. Administration functions are separated into four categories: **Home**, **Advanced**, **Tools** and **Status**. Each of them is described briefly below.

Home: Basic settings of the D-Link DSA-3100, including system, interface and user manager .

Advanced: Functions for various network traffic manipulation tasks, including redirection, virtual server, DMZ, routing and firewall.

Tools: Various tools for system customization and maintenance.

Status: System status information and on-line user status.